

INFLUENZA IN MANITOBA – 2008/2009 SEASON

Report on Cases reported up to 4:00 PM, June 30th, 2009

Novel H1N1 Influenza A information can be found at:

<http://www.gov.mb.ca/health/publichealth/sri/index.html>

The following report details influenza activity in Manitoba from the start of the 2008/2009 flu season, which runs from July 1, 2008 to June 30, 2009. The public health disease surveillance system of Manitoba Health and Healthy Living received its first laboratory-confirmed positive case of influenza for the season during the week of January 11th, 2009 to January 17th, 2009. This flu season there have been **889** laboratory-confirmed cases of Influenza A, of which **803** were laboratory-confirmed cases of novel H1N1. There were **38** lab-confirmed cases of Influenza B in the province.

LABORATORY-CONFIRMED INFLUENZA

- Reports from Cadham Provincial Laboratory (CPL) are forwarded to the public health disease surveillance system of Manitoba Health and Healthy Living weekly.
- The number of positive cultures is an underestimate of the total number of cases, since not all persons with influenza seek medical attention, and of those that do, not all are cultured for the virus.
- Information contained within this update is based on positive lab reports confirmed on or before **June 30th, 2009**. The date the laboratory specimen is taken is used to assign cases to the appropriate week/month.

INFLUENZA A

- There have been **889 cases of Influenza A** reported this season in Manitoba. Increased testing is occurring probably related to an increased awareness of novel H1N1. This has resulted in an expected increase of Influenza A case finding.
- **803 of these cases** are confirmed cases of **novel H1N1 Influenza A**. Further information related to this specific disease can be found at the following website:
<http://www.gov.mb.ca/health/publichealth/sri/index.html>
- Refer to **Table 1** for a summary of cases by Regional Health Authority (RHA) and week of specimen collection and **Table 2** for a summary of cases by age group.
- Refer to **Figure 1** for an illustration of the number of laboratory-confirmed cases of all Influenza A (including novel H1N1) by month in Manitoba, 2002/2003-2008/2009, and **Figures 3 and 4** for an illustration of the number of laboratory-confirmed cases of influenza by week in the 2008/2009 season.

INFLUENZA B

- There have been **38** cases of Influenza B reported this season in Manitoba.
- Refer to **Table 1** for a summary of cases by Regional Health Authority (RHA) and week of specimen collection and **Table 2** for a summary of cases by age group.
- Refer to **Figure 2** for an illustration of the number of laboratory-confirmed cases of Influenza B by month in Manitoba, 2002/2003-2008/2009, and **Figure 3** for an illustration of the number of laboratory-confirmed cases of Influenza B by week in the 2008/2009 season.

REPORTS OF INFLUENZA-LIKE ILLNESS OUTBREAKS

- ILI outbreaks are defined as:
Schools and work sites: *greater than 10% absenteeism on any day most likely due to ILI*
Residential institutions: *two or more cases of ILI within a seven-day period, including at least one laboratory confirmed case.*
- These outbreaks of influenza must be accompanied by a positive influenza lab report to be counted. The outbreak-related cases reflected on tables and figures within this report are lab confirmed. Most outbreak-related cases are not lab confirmed.

* This report uses the specimen collection date to assign cases to the appropriate week/month. This may not reflect other current statistics, which frequently use the date the disease was lab-confirmed to assign cases. The report date is always later than the specimen date, which will create inconsistencies between reports in the number of cases assigned to each week/month in question.

- As of **June 30th**, 2009, there have been **14** lab-confirmed outbreaks of Influenza A reported to the CDC Branch since the beginning of the 2008/2009 flu season (**10** residential institutions in WRHA, **1** residential institution in S. Eastman, **1** school in Parkland, **1** school in Norman, and **1** hospital in the Interlake). There was **1** lab-confirmed outbreak of Influenza B reported to the CDC Branch (a residential institution in WRHA).
- There have been **2** outbreak-related influenza deaths confirmed attributable to the outbreak (once each in two residential institutions in WRHA) and **1** outbreak-related influenza death unconfirmed attributable to the outbreak (one residential institution in WRHA) reported this season.

Table 1: Number of Cases of Influenza A and B by Regional Health Authority and Week of Specimen Collection, Manitoba, 2008/2009

Influenza A (including novel H1N1) - Number of Cases by RHA (based on specimen collection date)																										
Week	2	3	4	5	6	7	8	9	10	11	12	13	14	15	16	17	18	19	20	21	22	23	24	25	26	
RHA	11/01-17/01	18/01-24/01	25/01-31/01	01/02-07/02	08/02-14/02	15/02-21/02	22/02-28/02	01/03-07/03	08/03-14/03	15/03-21/03	22/03-28/03	29/03-04/04	05/04-11/04	12/04-18/04	19/04-25/04	26/04-02/05	03/05-09/05	10/05-16/05	17/05-23/05	24/05-30/05	31/05-06/06	07/06-13/06	14/06-20/06	21/06-27/06	28/06-30/06	Total
Winnipeg	0	0	0	1	5	0	7	1	1	2	11	1	2	1	3	9	7	8	16	25	55	123	96	39	14	427
Brandon	0	0	0	0	0	0	0	0	0	0	0	0	0	0	0	1	3	0	2	1	3	8	6	10	0	34
North Eastman	0	0	1	0	0	0	0	0	0	0	0	0	0	0	0	0	0	0	0	1	2	18	24	11	0	57
South Eastman	0	0	0	0	0	0	0	0	2	1	0	0	0	0	0	0	0	1	0	0	3	2	7	1	0	17
Interlake	0	0	0	0	0	0	0	1	0	0	1	0	0	0	0	1	0	1	0	0	3	16	18	11	1	53
Central	0	0	0	0	0	0	0	0	0	0	0	0	0	0	0	0	2	0	0	0	2	5	12	0	1	22
Assiniboine	0	0	0	0	0	0	0	0	0	0	0	0	1	0	0	0	1	0	0	0	2	4	8	5	0	21
Parkland	0	0	0	0	0	0	0	1	0	0	0	0	0	0	0	0	0	0	0	1	5	8	3	1	0	19
Norman	0	0	0	0	1	0	0	0	0	0	0	0	0	0	0	0	0	0	3	2	11	23	12	4	2	58
Burntwood/Churchill	0	0	0	0	0	0	0	0	0	0	1	2	0	0	0	0	0	0	6	20	41	46	37	27	1	181
MANITOBA	0	0	1	1	6	0	7	3	3	3	13	3	3	1	3	11	13	10	27	50	127	253	223	109	19	889

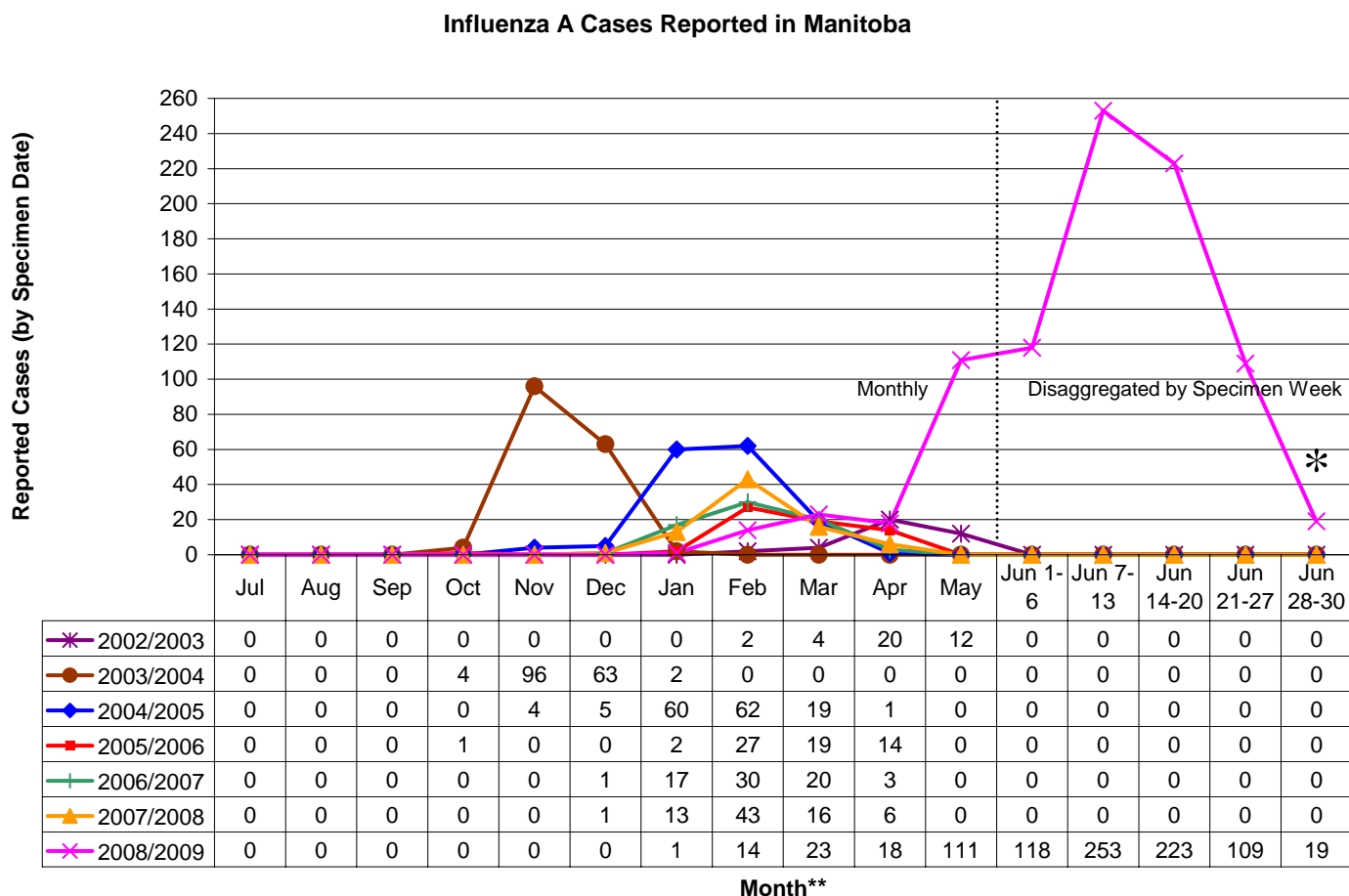
Influenza A novel H1N1 only - Number of Cases by RHA (based on specimen collection date)																										
Week	2	3	4	5	6	7	8	9	10	11	12	13	14	15	16	17	18	19	20	21	22	23	24	25	26	
RHA	11/01-17/01	18/01-24/01	25/01-31/01	01/02-07/02	08/02-14/02	15/02-21/02	22/02-28/02	01/03-07/03	08/03-14/03	15/03-21/03	22/03-28/03	29/03-04/04	05/04-11/04	12/04-18/04	19/04-25/04	26/04-02/05	03/05-09/05	10/05-16/05	17/05-23/05	24/05-30/05	31/05-06/06	07/06-13/06	14/06-20/06	21/06-27/06	28/06-30/06	Total
Winnipeg	0	0	0	0	0	0	0	0	0	0	0	1	0	0	1	0	1	3	15	21	51	123	95	39	14	364
Brandon	0	0	0	0	0	0	0	0	0	0	0	0	0	0	0	1	3	0	2	1	3	8	6	10	0	34
North Eastman	0	0	0	0	0	0	0	0	0	0	0	0	0	0	0	0	0	0	0	1	2	18	24	11	0	56
South Eastman	0	0	0	0	0	0	0	0	0	0	0	0	0	0	0	0	0	1	0	0	2	2	7	1	0	13
Interlake	0	0	0	0	0	0	0	0	0	0	0	0	0	0	0	0	0	0	0	0	3	16	18	11	1	49
Central	0	0	0	0	0	0	0	0	0	0	0	0	0	0	0	0	0	0	0	0	2	5	12	0	1	20
Assiniboine	0	0	0	0	0	0	0	0	0	0	0	0	0	0	0	0	1	0	0	0	2	4	8	5	0	20
Parkland	0	0	0	0	0	0	0	0	0	0	0	0	0	0	0	0	0	0	0	1	5	7	3	1	0	17
Norman	0	0	0	0	0	0	0	0	0	0	0	0	0	0	0	0	0	0	3	2	10	23	12	4	2	56
Burntwood/Churchill	0	0	0	0	0	0	0	0	0	0	0	0	0	0	0	0	0	0	5	18	41	46	37	26	1	174
MANITOBA	0	0	0	0	0	0	0	0	0	0	0	1	0	0	1	1	5	4	25	44	121	252	222	108	19	803

Influenza B - Number of Cases by RHA (based on specimen collection date)																											
Week	2	3	4	5	6	7	8	9	10	11	12	13	14	15	16	17	18	19	20	21	22	23	24	25	26		
RHA	11/01-17/01	18/01-24/01	25/01-31/01	01/02-07/02	08/02-14/02	15/02-21/02	22/02-28/02	01/03-07/03	08/03-14/03	15/03-21/03	22/03-28/03	29/03-04/04	05/04-11/04	12/04-18/04	19/04-25/04	26/04-02/05	03/05-09/05	10/05-16/05	17/05-23/05	24/05-30/05	31/05-06/06	07/06-13/06	14/06-20/06	21/06-27/06	28/06-30/06	Total	
Winnipeg	0	0	0	1	0	1	1	1	0	3	0	0	0	0	0	0	0	0	1	1	0	0	0	0	0	0	9
Brandon	0	0	0	0	0	0	0	0	0	0	0	0	0	0	0	0	0	0	0	0	0	0	0	0	0	0	0
North Eastman	0	0	0	0	0	1	0	1	0	0	0	0	0	0	0	0	0	0	0	0	0	0	0	0	0	0	2
South Eastman	0	0	0	0	0	0	0	0	1	0	0	0	0	0	0	0	0	0	0	0	0	0	0	0	0	0	1
Interlake	0	0	0	0	0	0	0	0	1	0	2	0	0	0	0	0	0	0	0	0	0	0	0	0	0	0	3
Central	1	0	1	0	0	0	5	2	3	0	0	2	0	1	0	0	0	0	0	0	0	0	0	0	0	0	15
Assiniboine	0	0	0	0	0	0	0	0	1	0	1	0	0	0	0	0	0	0	0	0	0	0	0	0	0	0	2
Parkland	0	0	0	0	0	0	1	0	0	0	0	0	0	0	0	0	0	0	0	0	0	0	0	0	0	0	1
Norman	0	0	0	0	0	0	0	0	0	0	0	0	0	0	0	0	0	0	0	0	0	0	0	0	0	0	0
Burntwood/Churchill	0	0	0	0	0	0	0	0	2	0	2	0	1	0	0	0	0	0	0	0	0	0	0	0	0	0	5
MANITOBA	1	0	1	1	0	2	7	4	8	3	5	2	1	1	0	0	0	0	1	1	0	0	0	0	0	38	

Table 2: Number of Cases of Influenza A and B by Age Group, Manitoba, 2008/2009

Age Group	Influenza A (Including Novel H1N1)		Influenza A Novel H1N1		Influenza B	
	# of cases	% of total	# of cases	% of total	# of cases	% of total
<1 yr	57	6.4%	50	6.2%	10	26.3%
1-4 yrs	91	10.2%	82	10.2%	5	13.2%
5-9 yrs	99	11.1%	97	12.1%	6	15.8%
10-14 yrs	89	10.0%	86	10.7%	6	15.8%
15-19 yrs	73	8.2%	70	8.7%	4	10.5%
20-24 yrs	80	9.0%	76	9.5%	1	2.6%
25-29 yrs	60	6.7%	58	7.2%	1	2.6%
30-39 yrs	101	11.4%	92	11.5%	2	5.3%
40-49 yrs	95	10.7%	90	11.2%	2	5.3%
50-59 yrs	76	8.5%	70	8.7%	0	0.0%
60-69 yrs	25	2.8%	22	2.7%	0	0.0%
70-79 yrs	12	1.3%	6	0.7%	0	0.0%
>79 yrs	31	3.5%	4	0.5%	1	2.6%
missing	0	0.0%	0	0.0%	0	0.0%
TOTAL	889	100.0%	803	100.0%	38	100.0%

Figure 1: Influenza A (Including Novel H1N1): Number of Laboratory-Confirmed Cases, Manitoba, 2002/2003-2008/2009



* Includes cases from June 28-30 only – partial week.

** June 2009 total (n = 722) is disaggregated by specimen collection week to illustrate the progression of laboratory-confirmed cases of Influenza A, which includes novel H1N1.

Figure 2: Influenza B: Number of Laboratory-Confirmed Cases, Manitoba, 2002/2003-2008/2009

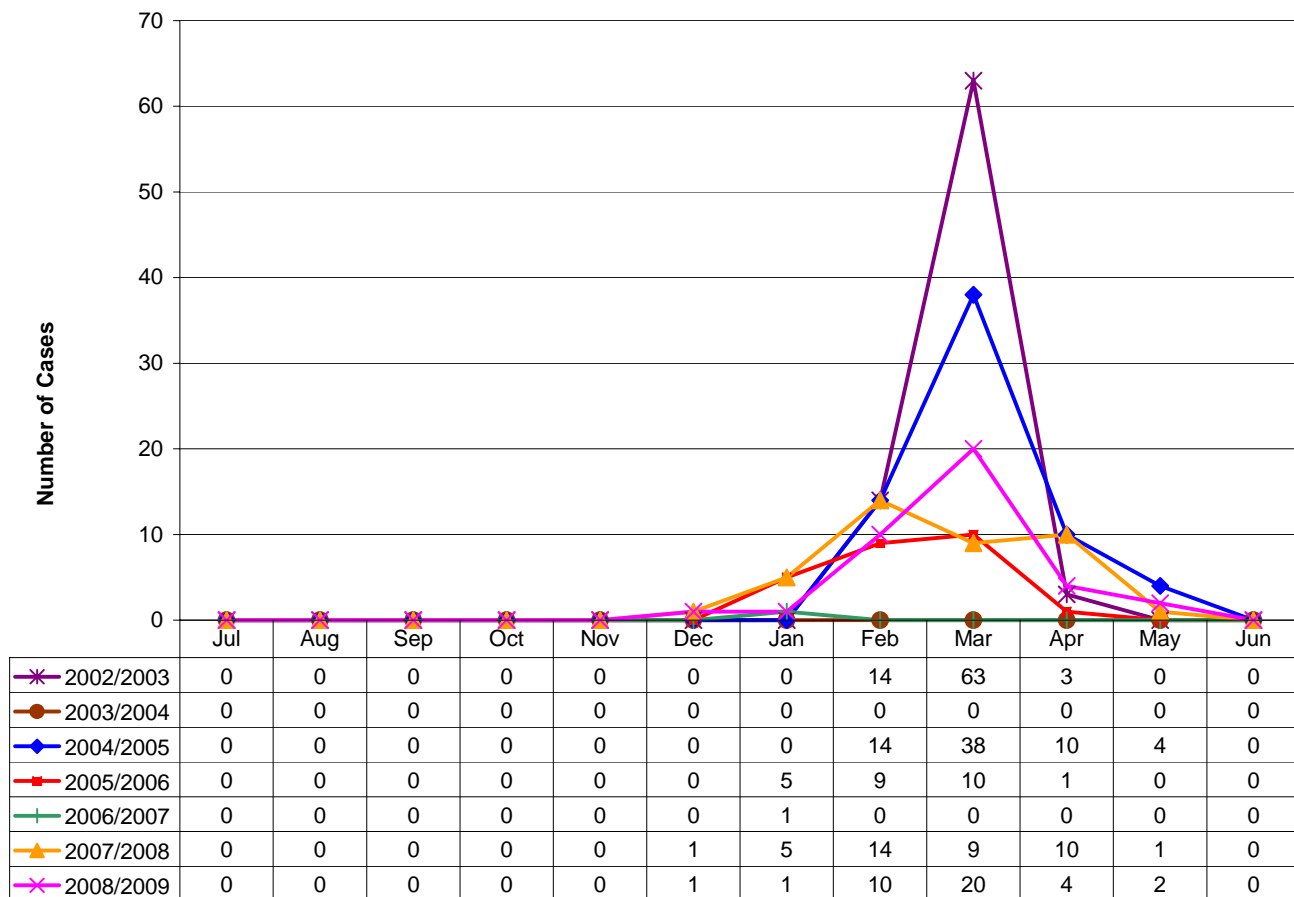
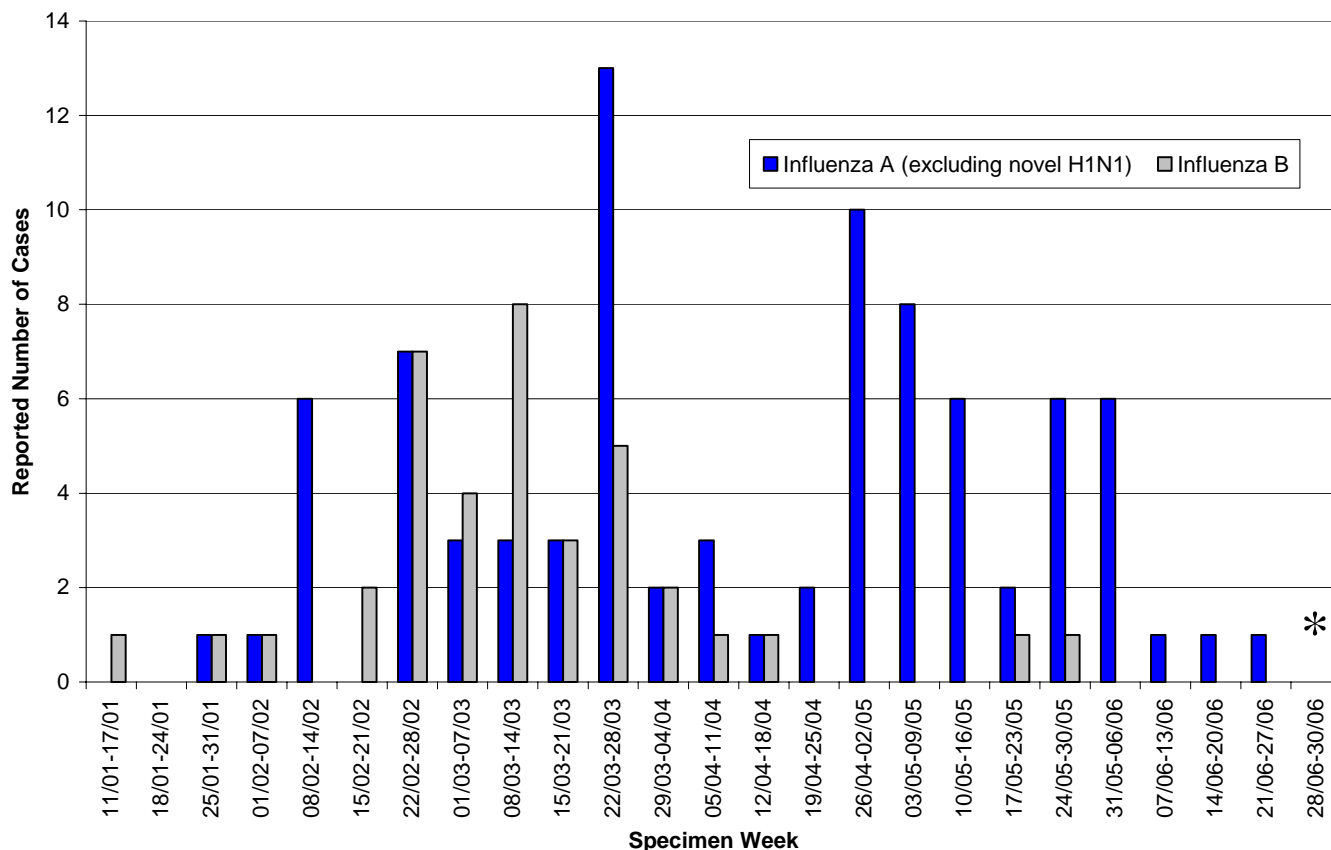
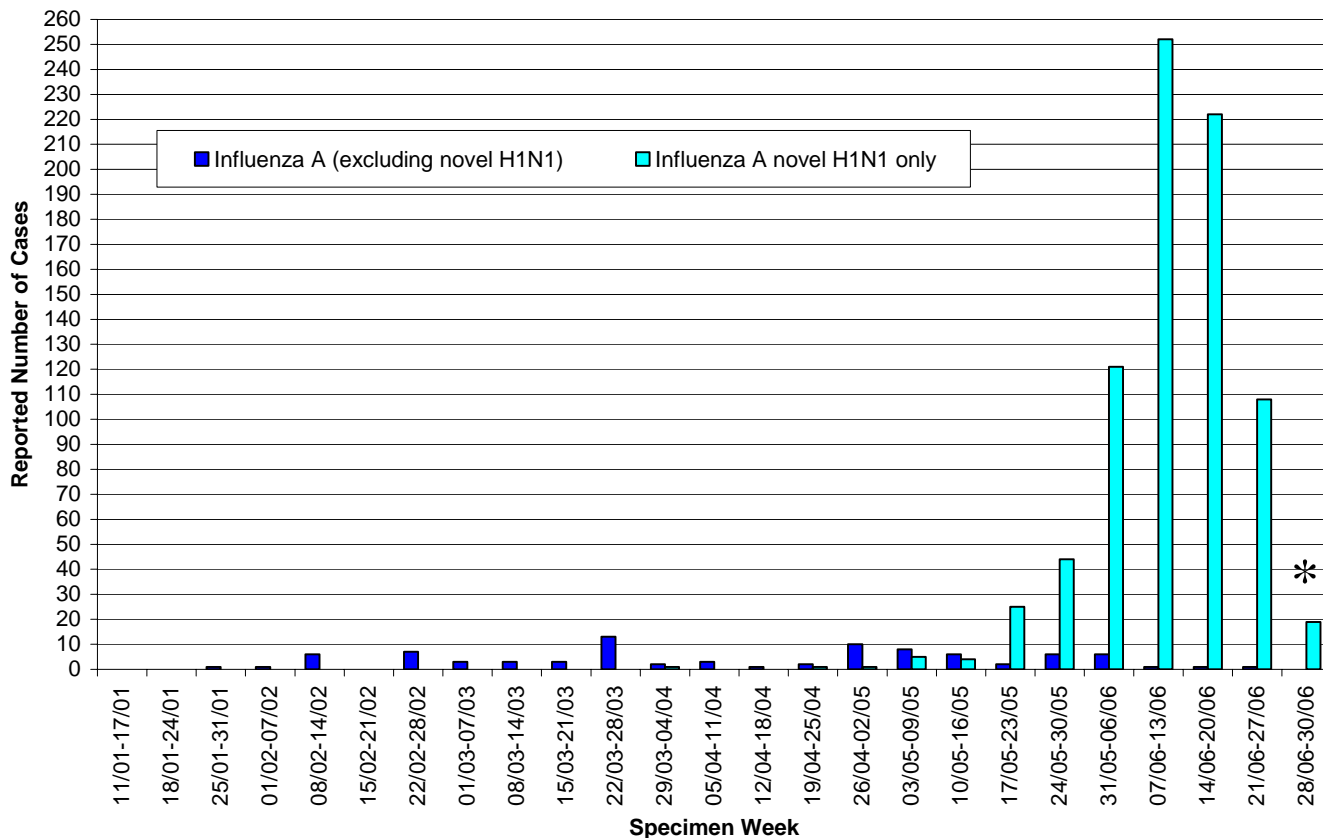


Figure 3: Epidemic Curve for Influenza A (Excluding Novel H1N1) and Influenza B by Specimen Collection Date, Manitoba, 2008/2009



* Includes cases from June 28-30 only – partial week.

Figure 4: Epidemic Curve for Influenza A (Excluding Novel H1N1) and Influenza A Novel H1N1 by Specimen Collection Date, Manitoba, 2008/2009



* Includes cases from June 28-30 only – partial week.

For other CDC Branch reports, please view the Manitoba Health & Healthy Living Internet Website:
<http://www.gov.mb.ca/health/publichealth/cdc/surveillance/index.html>

For national surveillance data, refer to:
<http://www.phac-aspc.gc.ca/fluwatch/index/html>