

MANITOBA MARKETS

Hog Prices



August 27, 2024

[Click here for definitions of how data is collected and calculated.](#)

Exchange rates (Friday close)

1 US \$ = C \$1.3529

1 EURO = C \$1.5107

1 Yen = C \$0.00933

[Data source: Bank of Canada](#)

[Click to view the interactive hog dashboards for current and historical charts.](#)

Manitoba Weighted Average Carcass Prices (including premiums and discounts)

All In Weights C\$/100 kg

Week	Week ending date	2024	2023	Change from Previous Week	Change from Previous Year
31	2024-08-02	260.05	276.67	2.7%	-6.0%
32	2024-08-09	253.66	271.59	-2.5%	-6.6%
33	2024-08-16	249.09	268.75	-1.8%	-7.3%
34	2024-08-23	244.03	259.41	-2.0%	-5.9%
Four week average		251.71	269.11	-	-6.5%

Source: Manitoba major processors.

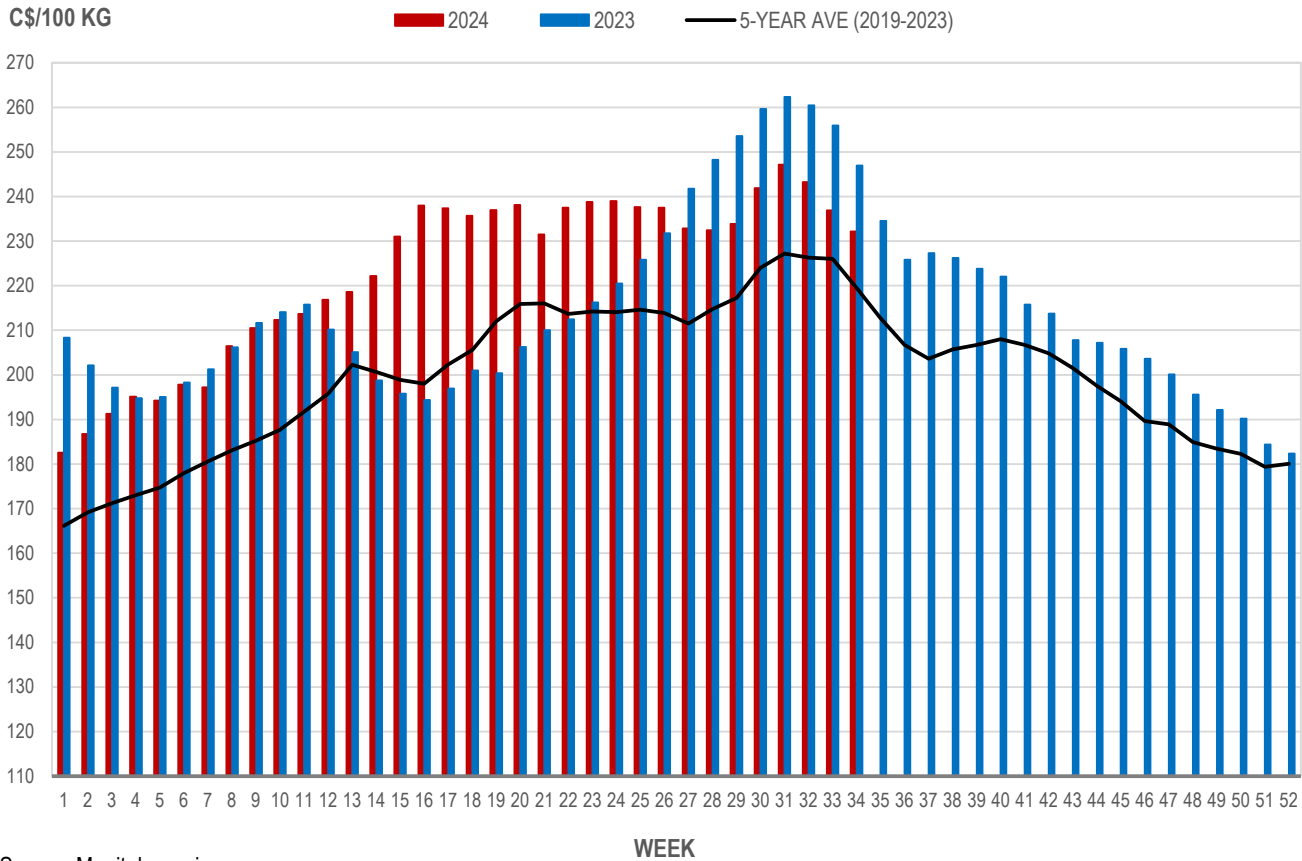


Index 100, C\$/100 kg

Week	Week ending date	2024	2023	Change from Previous Week	Change from Previous Year
31	2024-08-02	247.13	262.32	2.2%	-5.8%
32	2024-08-09	243.26	260.43	-1.6%	-6.6%
33	2024-08-16	236.92	255.90	-2.6%	-7.4%
34	2024-08-23	232.13	246.95	-2.0%	-6.0%
Four week average		239.86	256.40	-	-6.5%

Source: Manitoba major processors.

MANITOBA WEIGHTED AVERAGE INDEX 100 HOG PRICES WEEKLY



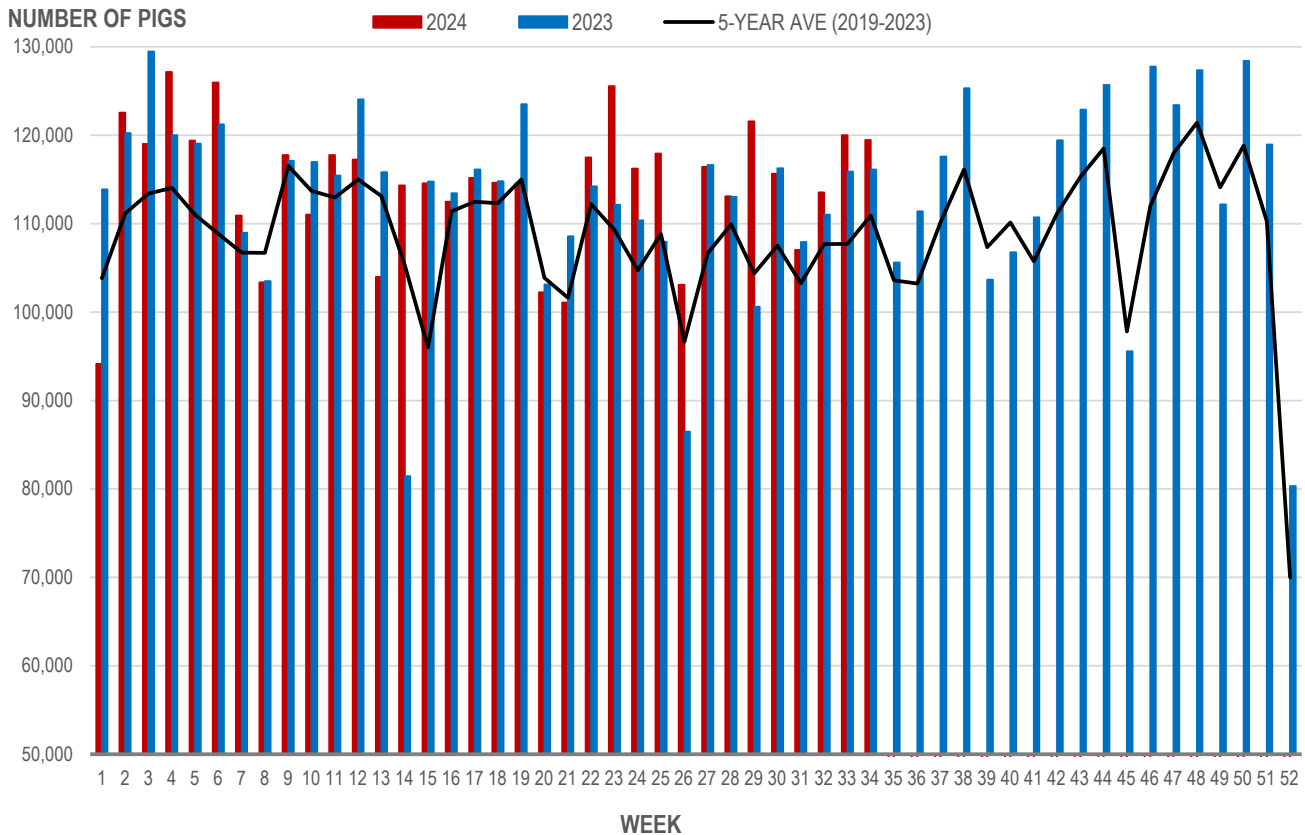
Source: Manitoba major processors

Number of Pigs Processed by Major Processors

Week	Week ending date	2024	2023	Change from Previous Week	Change from Previous Year
31	2024-08-02	107,030	107,925	-7.4%	-0.8%
32	2024-08-09	113,542	111,014	6.1%	2.3%
33	2024-08-16	119,995	115,879	5.7%	3.6%
34	2024-08-23	119,474	116,117	-0.4%	2.9%
Four week average		115,010	112,734	-	2.0%

Source: Manitoba major processors.

NUMBER OF PIGS PROCESSED BY MAJOR PROCESSORS WEEKLY



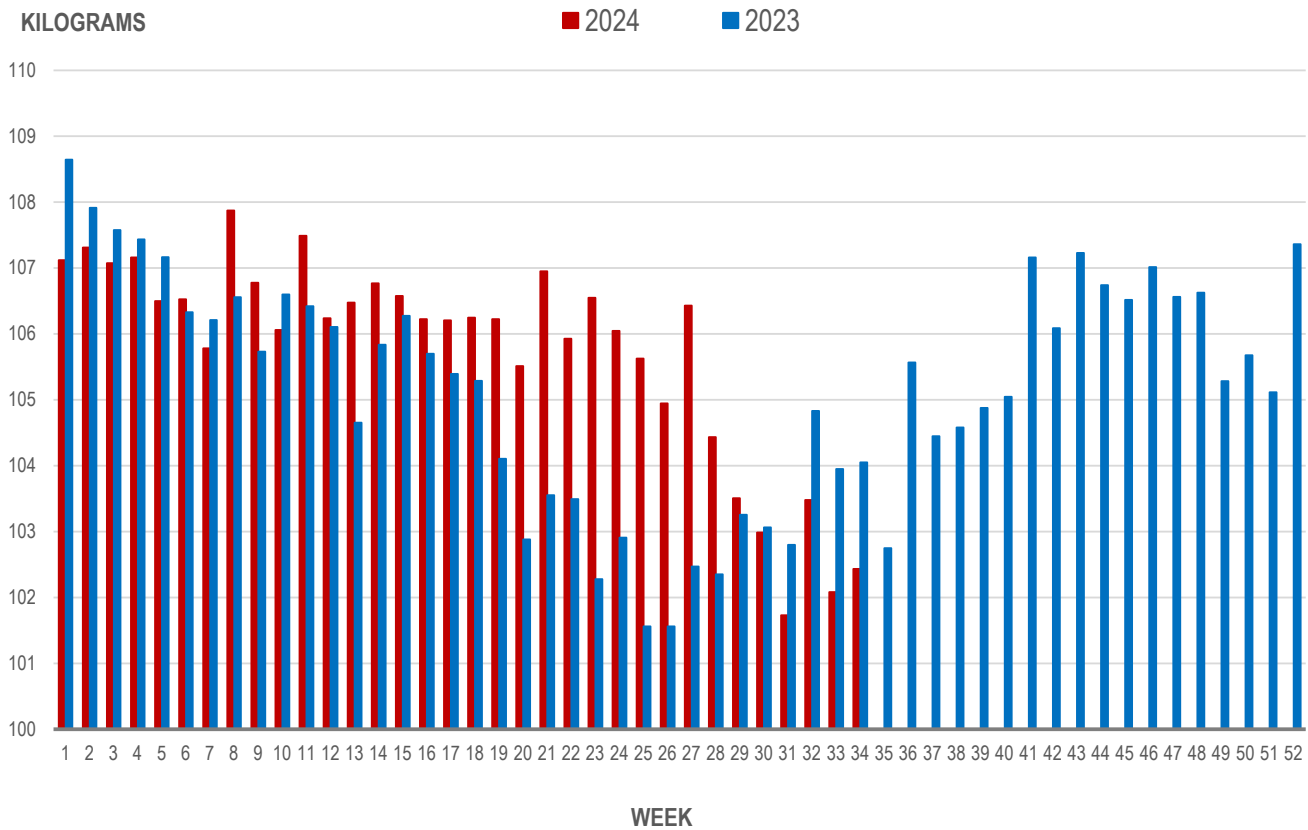
Source: Manitoba major processors

Average Weight of Hogs Processed by Major Processors, Kg

Week	Week ending date	2024	2023	Change from Previous Week	Change from Previous Year
31	2024-08-02	101.73	102.80	-1.2%	-1.0%
32	2024-08-09	103.48	104.83	1.7%	-1.3%
33	2024-08-16	102.08	103.95	-1.3%	-1.8%
34	2024-08-23	102.44	104.05	0.3%	-1.6%
Four week average		102.43	103.91	-	-1.4%

Source: Manitoba major processors.

AVERAGE WEIGHT OF HOGS PROCESSED BY MAJOR PROCESSORS WEEKLY



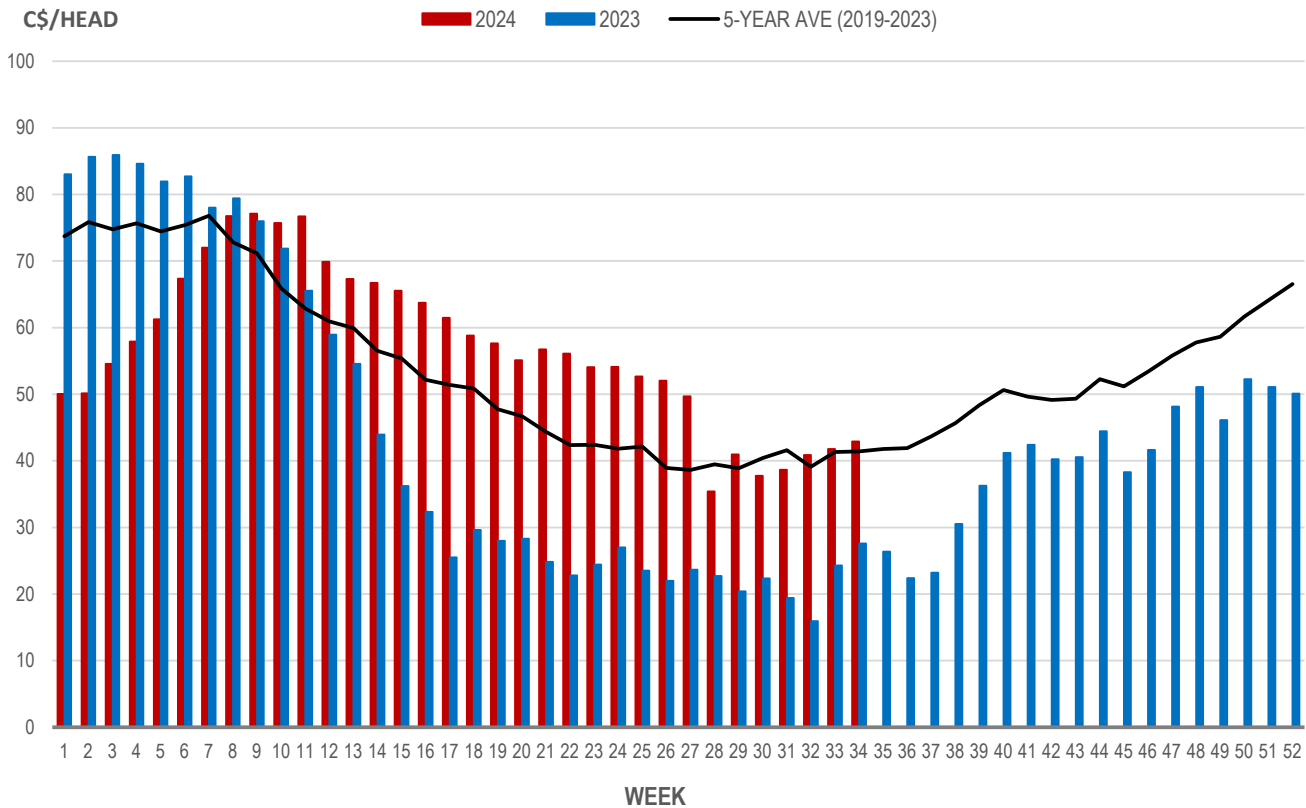
Source: Manitoba major processors

Weaning Pigs (U.S. Total Composite Weighted Average Price per Head)

	Formula and Cash Low, US\$/Head	Formula and Cash High, US\$/Head	Wtd Avg Price, US\$/Head	Wtd Avg Price, C\$/Head
Early Weaned (10-12 lb)	22.00	55.18	31.71	42.90
Feeder Pigs (40 lb)	46.00	54.00	50.87	68.82

Source: USDA, AMS

EARLY WEANED PIGS (U.S. TOTAL COMPOSITE WEIGHTED AVERAGE PRICE PER HEAD) WEEKLY



Source: USDA, AMS

Contact us

- www.manitoba.ca/agriculture/markets-and-statistics/
- Email us at industryintelligence@gov.mb.ca
- Follow us on X @MBGovAg

