

MANITOBA MARKETS

# Hog Prices



April 9, 2024

[Click here for definitions of how data is collected and calculated.](#)

## Exchange rates (Friday close)

1 US \$ = C \$1.3598

1 EURO = C \$1.4723

1 Yen = C \$0.00897

[Data source: Bank of Canada](#)

[Click to view the interactive hog dashboards for current and historical charts.](#)

## Manitoba Weighted Average Carcass Prices (including premiums and discounts)

### All In Weights C\$/100 kg

Week	Week ending date	2024	2023	Change from Previous Week	Change from Previous Year
11	2024-03-15	224.74	226.55	1.0%	-0.8%
12	2024-03-22	228.13	220.07	1.5%	3.7%
13	2024-03-29	229.01	214.93	0.4%	6.5%
14	2024-04-05	233.43	209.30	1.9%	11.5%
<b>Four week average</b>		<b>228.83</b>	<b>217.71</b>	<b>-</b>	<b>5.1%</b>

Source: Manitoba major processors.

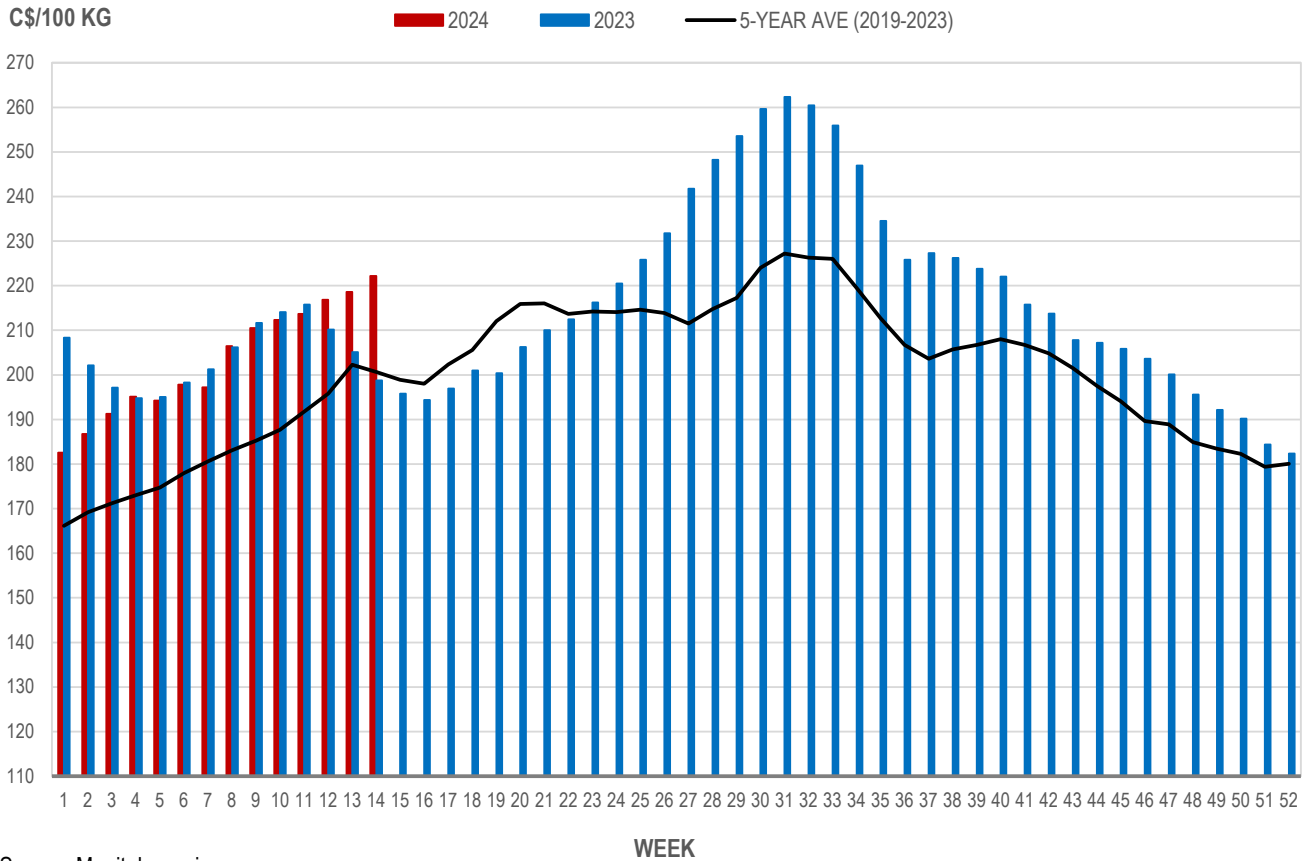


## Index 100, C\$/100 kg

Week	Week ending date	2024	2023	Change from Previous Week	Change from Previous Year
11	2024-03-15	213.66	215.78	0.6%	-1.0%
12	2024-03-22	216.81	210.16	1.5%	3.2%
13	2024-03-29	218.58	205.08	0.8%	6.6%
14	2024-04-05	222.16	198.78	1.6%	11.8%
<b>Four week average</b>		<b>217.80</b>	<b>207.45</b>	<b>-</b>	<b>5.0%</b>

Source: Manitoba major processors.

## MANITOBA WEIGHTED AVERAGE INDEX 100 HOG PRICES WEEKLY



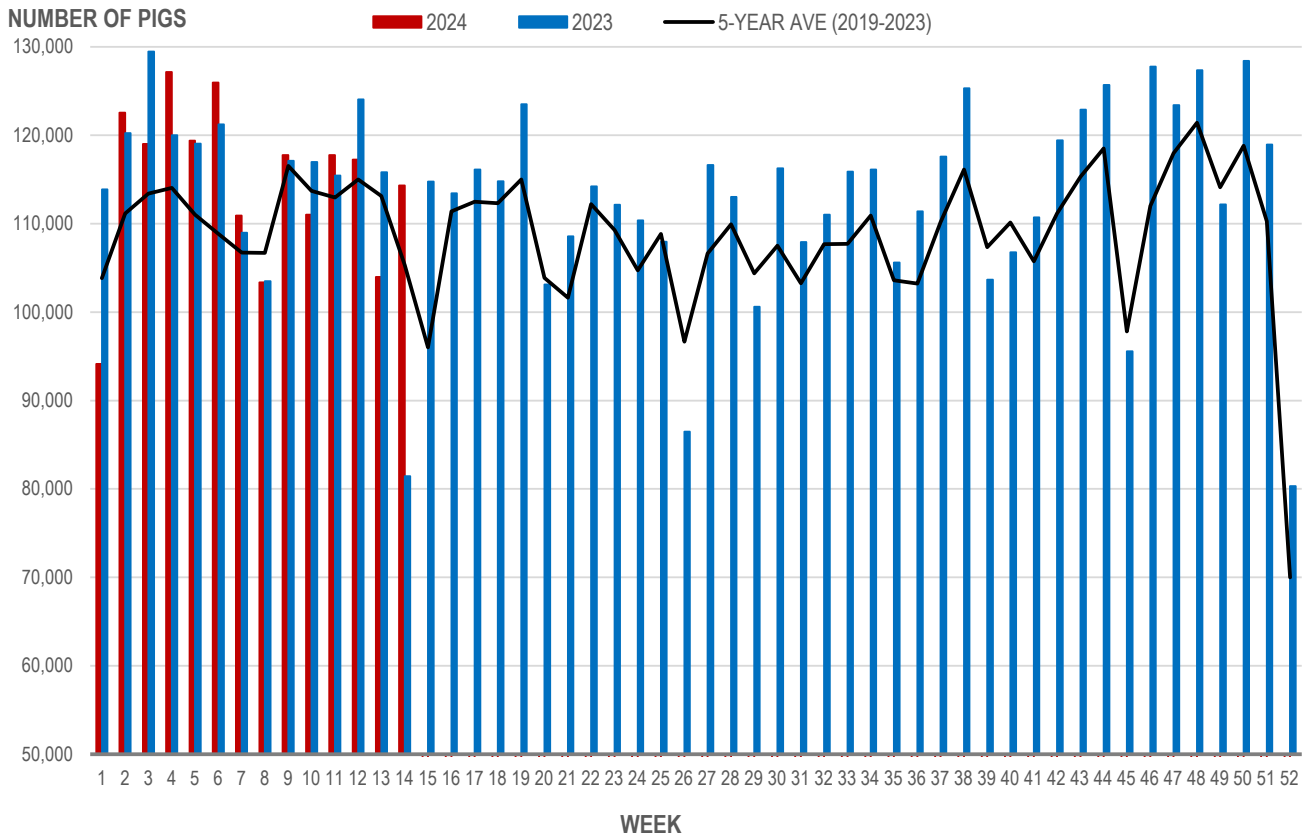
Source: Manitoba major processors

## Number of Pigs Processed by Major Processors

Week	Week ending date	2024	2023	Change from Previous Week	Change from Previous Year
11	2024-03-15	117,758	115,447	6.1%	2.0%
12	2024-03-22	117,252	124,046	-0.4%	-5.5%
13	2024-03-29	103,987	115,836	-11.3%	-10.2%
14	2024-04-05	114,335	81,454	10.0%	40.4%
<b>Four week average</b>		<b>113,333</b>	<b>109,196</b>	<b>-</b>	<b>3.8%</b>

Source: Manitoba major processors.

### NUMBER OF PIGS PROCESSED BY MAJOR PROCESSORS WEEKLY



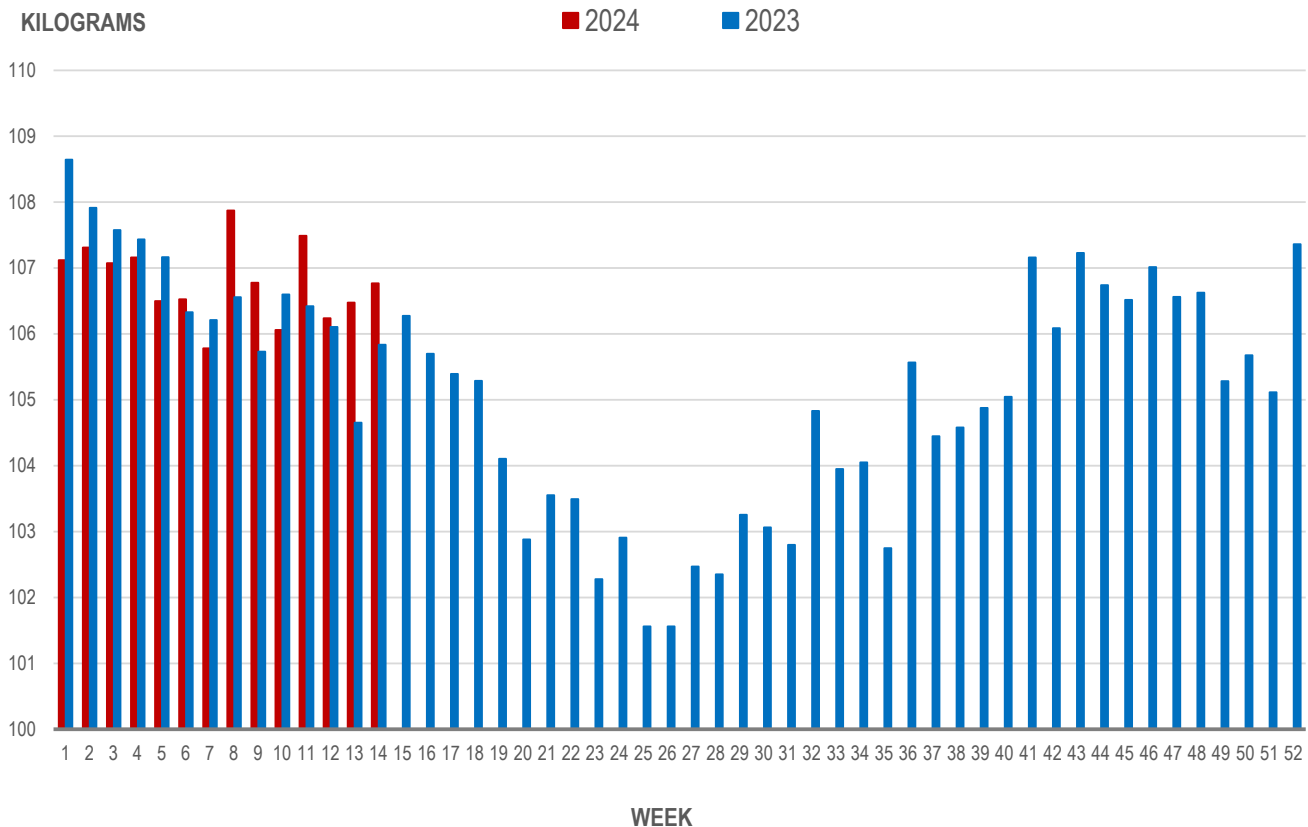
Source: Manitoba major processors

## Average Weight of Hogs Processed by Major Processors, Kg

Week	Week ending date	2024	2023	Change from Previous Week	Change from Previous Year
11	2024-03-15	107.49	106.42	1.3%	1.0%
12	2024-03-22	106.24	106.11	-1.2%	0.1%
13	2024-03-29	106.48	104.65	0.2%	1.7%
14	2024-04-05	106.77	105.84	0.3%	0.9%
<b>Four week average</b>		<b>106.74</b>	<b>105.75</b>	<b>-</b>	<b>0.9%</b>

Source: Manitoba major processors.

## AVERAGE WEIGHT OF HOGS PROCESSED BY MAJOR PROCESSORS WEEKLY



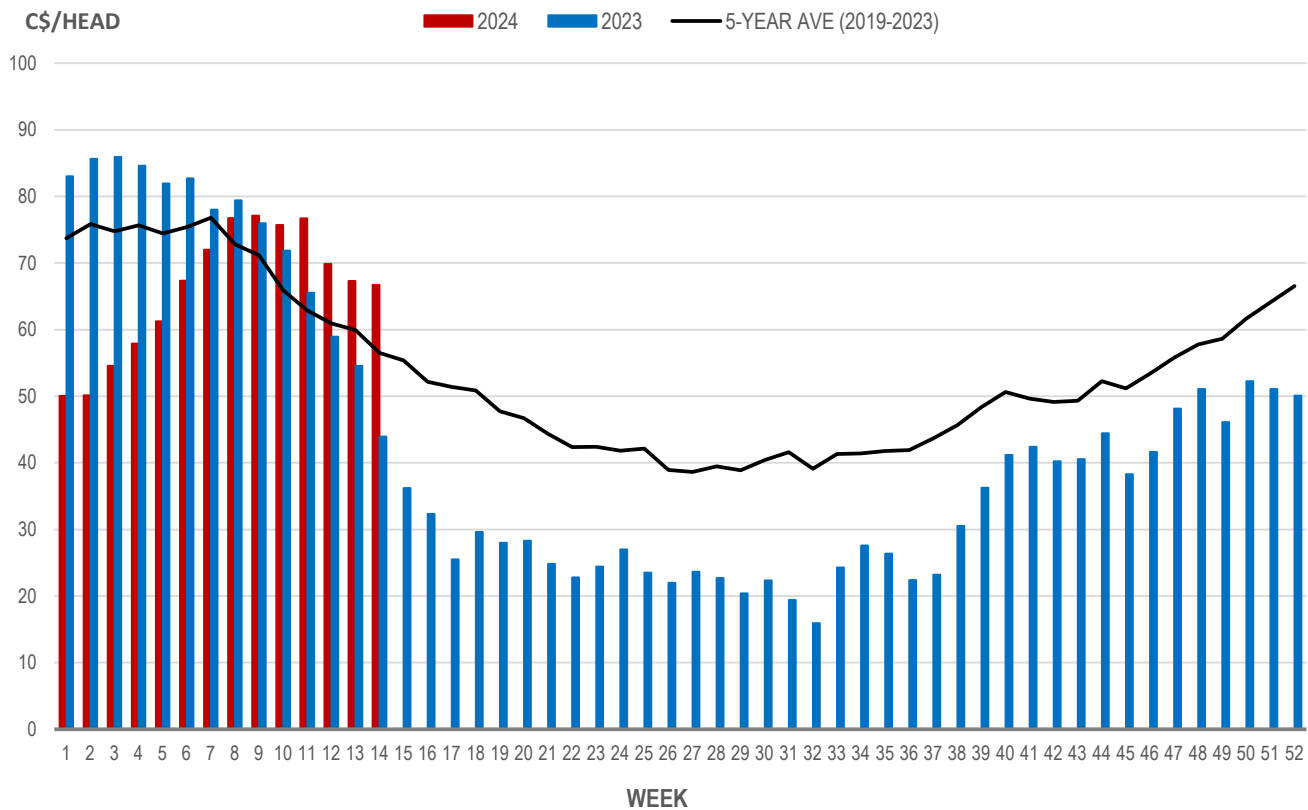
Source: Manitoba major processors

## Weaning Pigs (U.S. Total Composite Weighted Average Price per Head)

	Formula and Cash Low, US\$/Head	Formula and Cash High, US\$/Head	Wtd Avg Price, US\$/Head	Wtd Avg Price, C\$/Head
Early Weaned (10-12 lb)	41.00	54.41	49.07	66.73
Feeder Pigs (40 lb)	88.00	103.00	97.38	132.42

Source: USDA, AMS

### EARLY WEANED PIGS (U.S. TOTAL COMPOSITE WEIGHTED AVERAGE PRICE PER HEAD) WEEKLY



Source: USDA, AMS

### Contact us

- [www.manitoba.ca/agriculture/markets-and-statistics/](http://www.manitoba.ca/agriculture/markets-and-statistics/)
- Email us at [industryintelligence@gov.mb.ca](mailto:industryintelligence@gov.mb.ca)
- Follow us on X @MBGovAg

