

MANITOBA MARKETS

# Hog Prices



December 12, 2023

[Click here for definitions of how data is collected and calculated.](#)

## Exchange rates (Friday close)

1 US \$ = C \$1.3588

1 EURO = C \$1.4618

1 Yen = C \$0.00939

[Data source: Bank of Canada](#)

[Click to view the interactive hog dashboards for current and historical charts.](#)

## Manitoba Weighted Average Carcass Prices (including premiums and discounts)

### All In Weights C\$/100 kg

Week	Week ending date	2023	2022	Change from Previous Week	Change from Previous Year
46	2023-11-17	213.42	227.31	-1.4%	-6.1%
47	2023-11-24	209.97	233.44	-1.6%	-10.1%
48	2023-12-01	204.96	227.57	-2.4%	-9.9%
49	2023-12-08	201.58	228.19	-1.6%	-11.7%
<b>Four week average</b>		<b>207.48</b>	<b>229.13</b>	<b>-</b>	<b>-9.4%</b>

Source: Manitoba major processors.

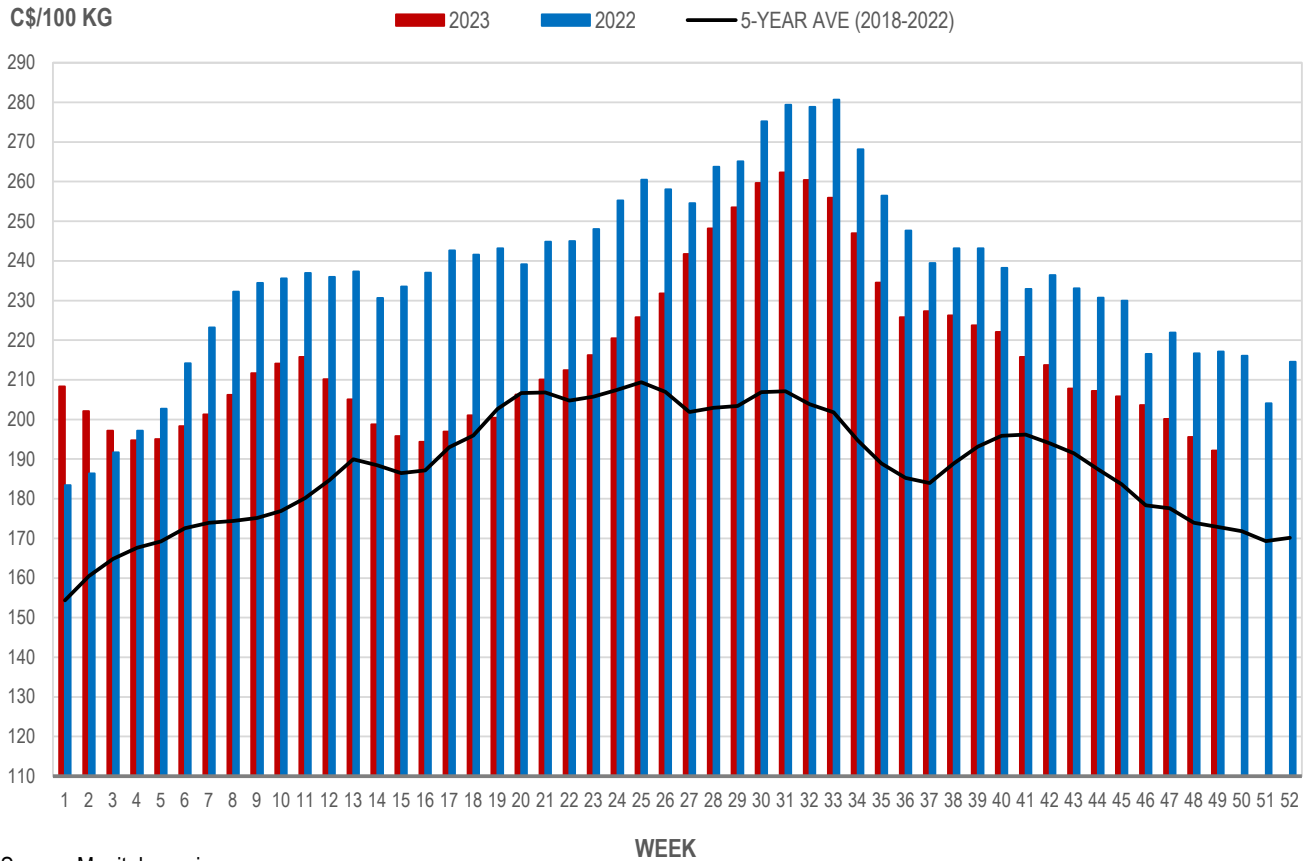


## Index 100, C\$/100 kg

Week	Week ending date	2023	2022	Change from Previous Week	Change from Previous Year
46	2023-11-17	203.60	216.53	-1.1%	-6.0%
47	2023-11-24	200.14	221.95	-1.7%	-9.8%
48	2023-12-01	195.57	216.69	-2.3%	-9.7%
49	2023-12-08	192.17	217.17	-1.7%	-11.5%
<b>Four week average</b>		<b>197.87</b>	<b>218.09</b>	<b>-</b>	<b>-9.3%</b>

Source: Manitoba major processors.

### MANITOBA WEIGHTED AVERAGE INDEX 100 HOG PRICES WEEKLY



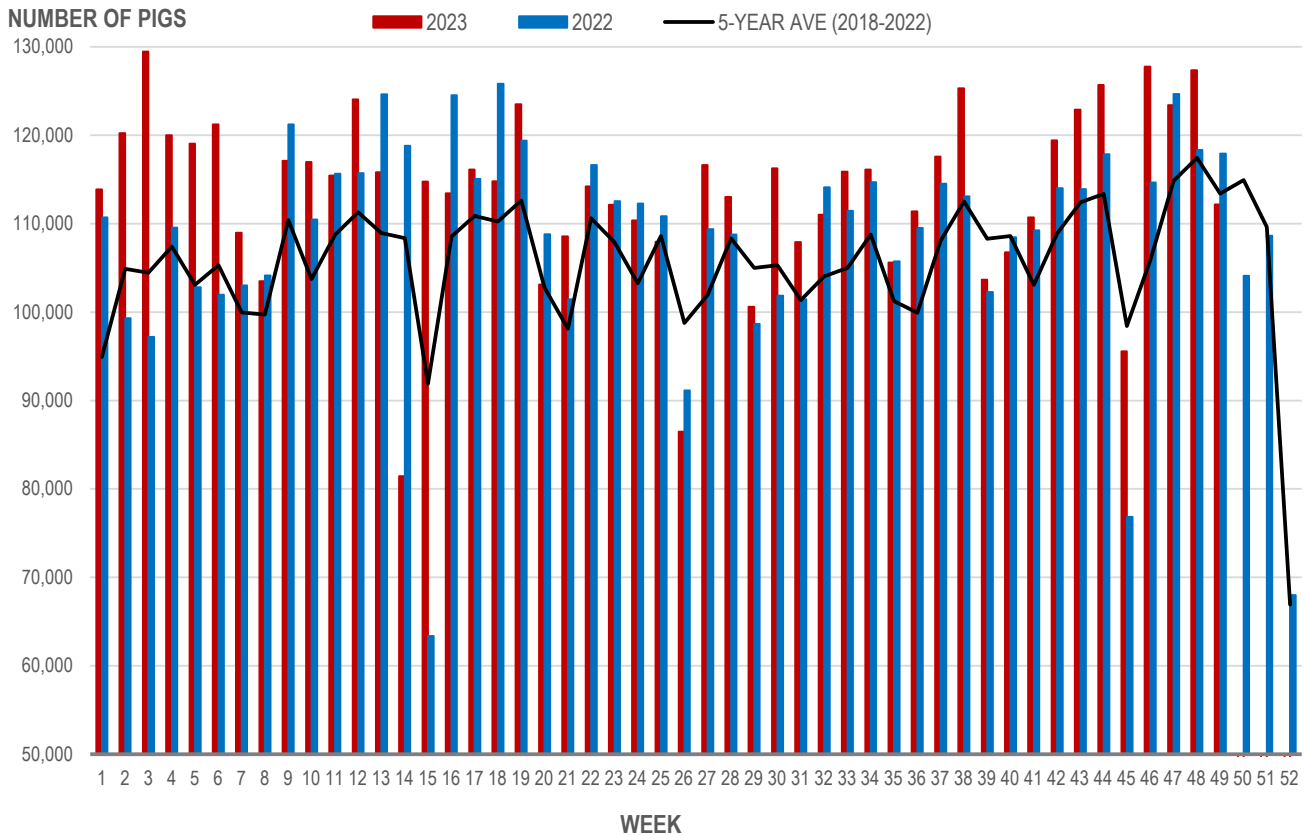
Source: Manitoba major processors

## Number of Pigs Processed by Major Processors

Week	Week ending date	2023	2022	Change from Previous Week	Change from Previous Year
46	2023-11-17	127,768	114,650	33.7%	11.4%
47	2023-11-24	123,417	124,656	-3.4%	-1.0%
48	2023-12-01	127,362	118,335	3.2%	7.6%
49	2023-12-08	112,173	117,915	-11.9%	-4.9%
<b>Four week average</b>		<b>122,680</b>	<b>118,889</b>	<b>-</b>	<b>3.2%</b>

Source: Manitoba major processors.

### NUMBER OF PIGS PROCESSED BY MAJOR PROCESSORS WEEKLY



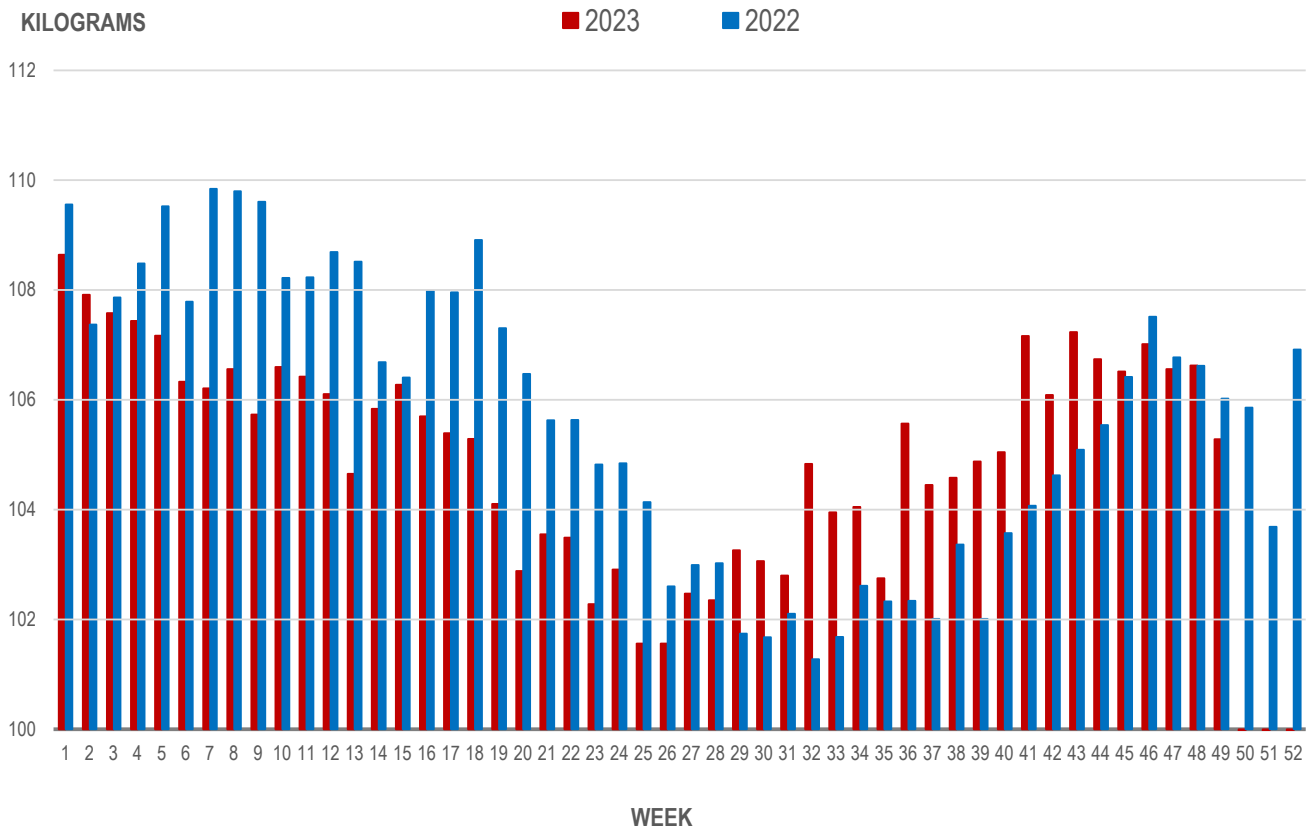
Source: Manitoba major processors

## Average Weight of Hogs Processed by Major Processors, Kg

Week	Week ending date	2023	2022	Change from Previous Week	Change from Previous Year
46	2023-11-17	107.02	107.51	0.5%	-0.5%
47	2023-11-24	106.56	106.77	-0.4%	-0.2%
48	2023-12-01	106.62	106.62	0.1%	0.0%
49	2023-12-08	105.28	106.02	-1.3%	-0.7%
<b>Four week average</b>		<b>106.37</b>	<b>106.73</b>	<b>-</b>	<b>-0.3%</b>

Source: Manitoba major processors.

## AVERAGE WEIGHT OF HOGS PROCESSED BY MAJOR PROCESSORS WEEKLY



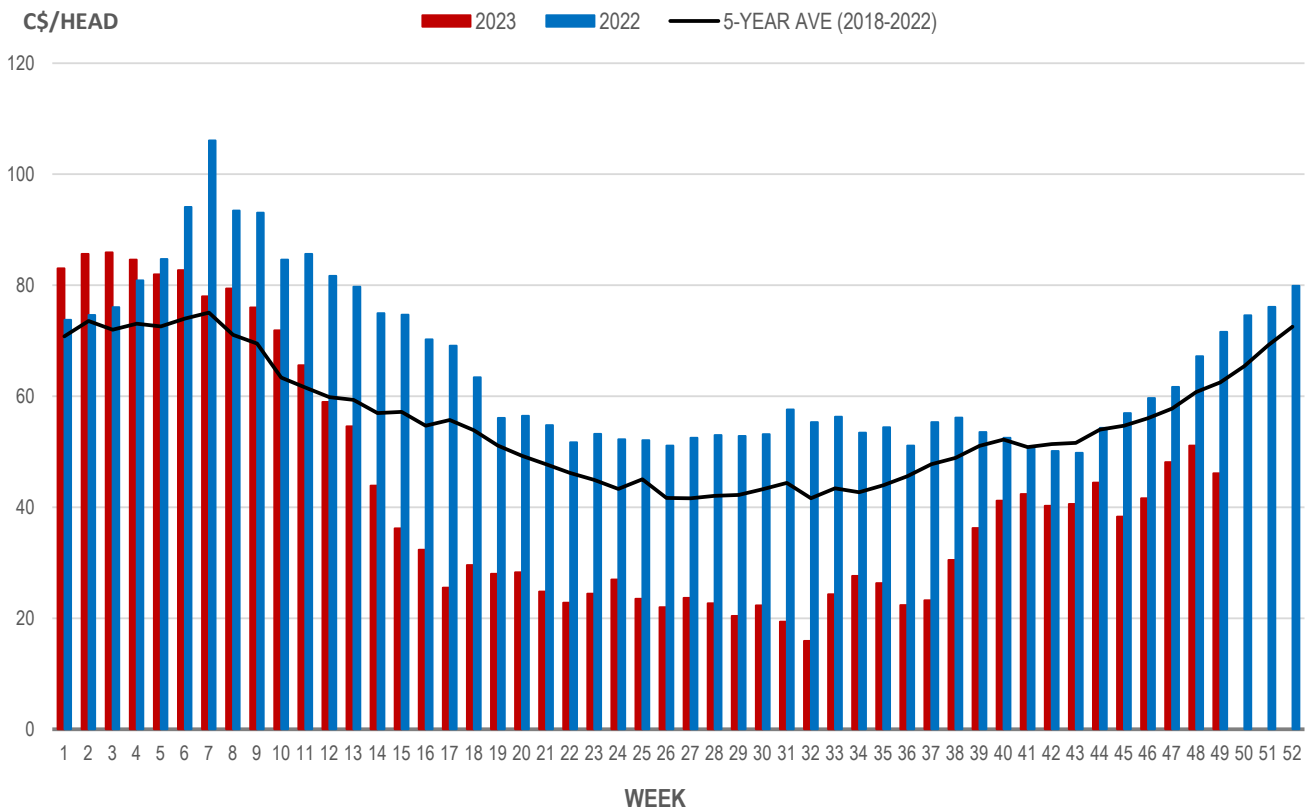
Source: Manitoba major processors

## Weaning Pigs (U.S. Total Composite Weighted Average Price per Head)

	Formula and Cash Low, US\$/Head	Formula and Cash High, US\$/Head	Wtd Avg Price, US\$/Head	Wtd Avg Price, C\$/Head
Early Weaned (10-12 lb)	21.00	63.15	33.94	46.12
Feeder Pigs (40 lb)	34.00	51.00	46.11	62.65

Source: USDA, AMS

### EARLY WEANED PIGS (U.S. TOTAL COMPOSITE WEIGHTED AVERAGE PRICE PER HEAD) WEEKLY



Source: USDA, AMS

### Contact us

Go to [manitoba.ca/agriculture](http://manitoba.ca/agriculture) and click on Markets and Statistics

Email us at [industryintelligence@gov.mb.ca](mailto:industryintelligence@gov.mb.ca)

Follow us on Twitter @MBGovAg