

MANITOBA MARKETS

Hog Prices



October 3, 2023

[Click here for definitions of how data is collected and calculated.](#)

Exchange rates (Friday close)

1 US \$ = C \$1.3520

1 EURO = C \$1.4304

1 Yen = C \$0.00905

[Data source: Bank of Canada](#)

[Click to view the interactive hog dashboards for current and historical charts.](#)

Manitoba Weighted Average Carcass Prices (including premiums and discounts)

All In Weights C\$/100 kg

Week	Week ending date	2023	2022	Change from Previous Week	Change from Previous Year
36	2023-09-08	235.95	258.10	-4.5%	-8.6%
37	2023-09-15	238.92	251.55	1.3%	-5.0%
38	2023-09-22	237.03	255.37	-0.8%	-7.2%
39	2023-09-29	234.30	254.49	-1.2%	-7.9%
Four week average		236.55	254.88	-	-7.2%

Source: Manitoba major processors.

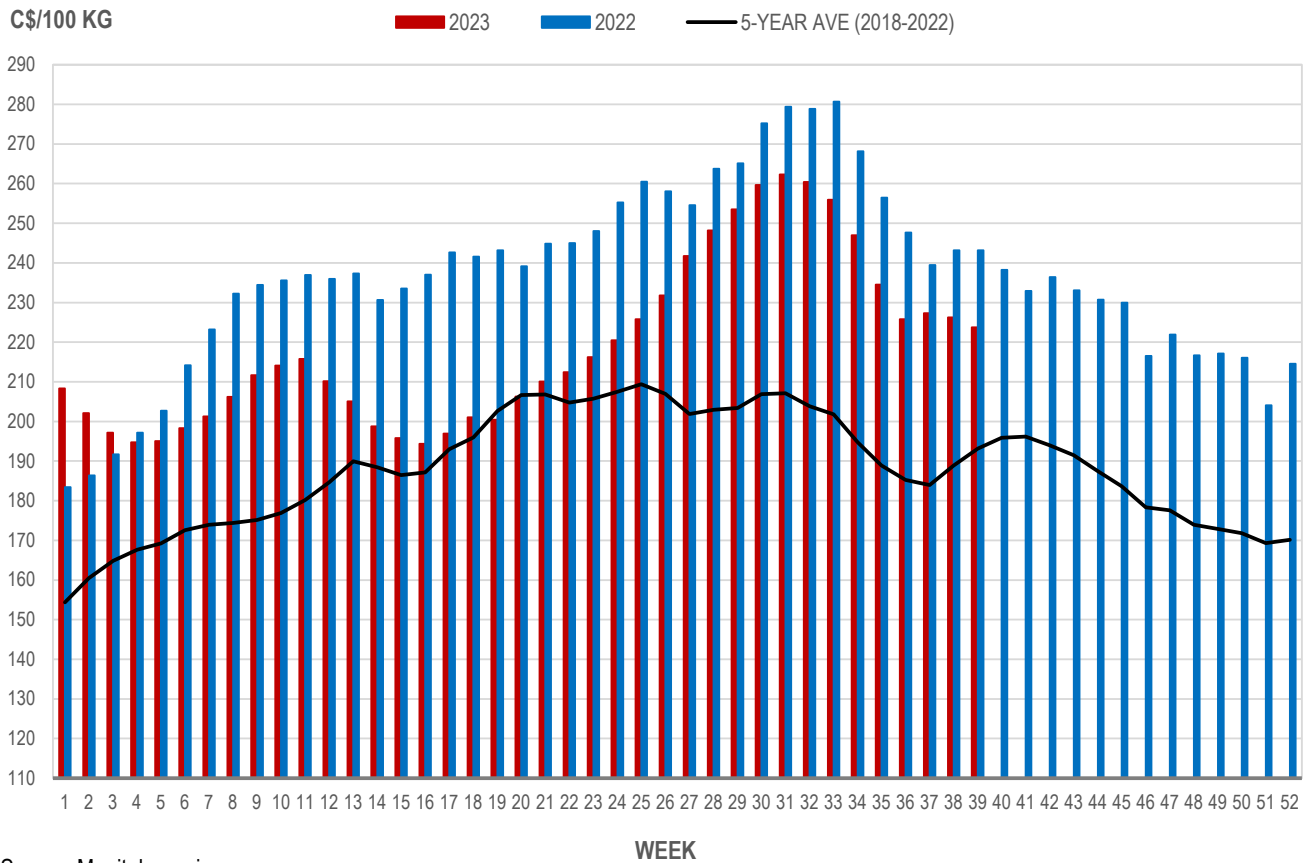


Index 100, C\$/100 kg

Week	Week ending date	2023	2022	Change from Previous Week	Change from Previous Year
36	2023-09-08	225.82	247.66	-3.7%	-8.8%
37	2023-09-15	227.32	239.48	0.7%	-5.1%
38	2023-09-22	226.23	243.19	-0.5%	-7.0%
39	2023-09-29	223.76	243.17	-1.1%	-8.0%
Four week average		225.78	243.38	-	-7.2%

Source: Manitoba major processors.

MANITOBA WEIGHTED AVERAGE INDEX 100 HOG PRICES WEEKLY



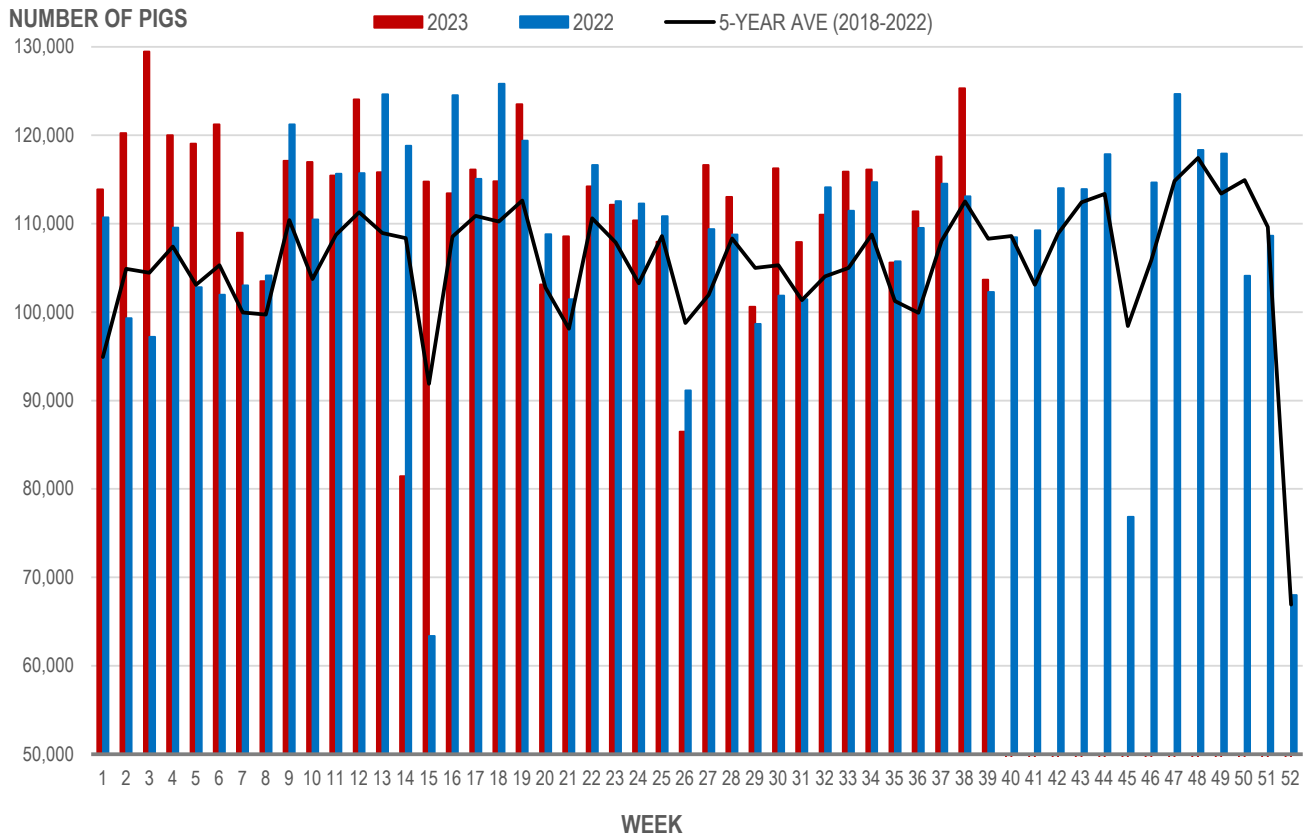
Source: Manitoba major processors

Number of Pigs Processed by Major Processors

Week	Week ending date	2023	2022	Change from Previous Week	Change from Previous Year
36	2023-09-08	111,389	109,521	5.5%	1.7%
37	2023-09-15	117,603	114,536	5.6%	2.7%
38	2023-09-22	125,299	113,086	6.5%	10.8%
39	2023-09-29	103,680	102,279	-17.3%	1.4%
Four week average		114,493	109,856	-	4.2%

Source: Manitoba major processors.

NUMBER OF PIGS PROCESSED BY MAJOR PROCESSORS WEEKLY



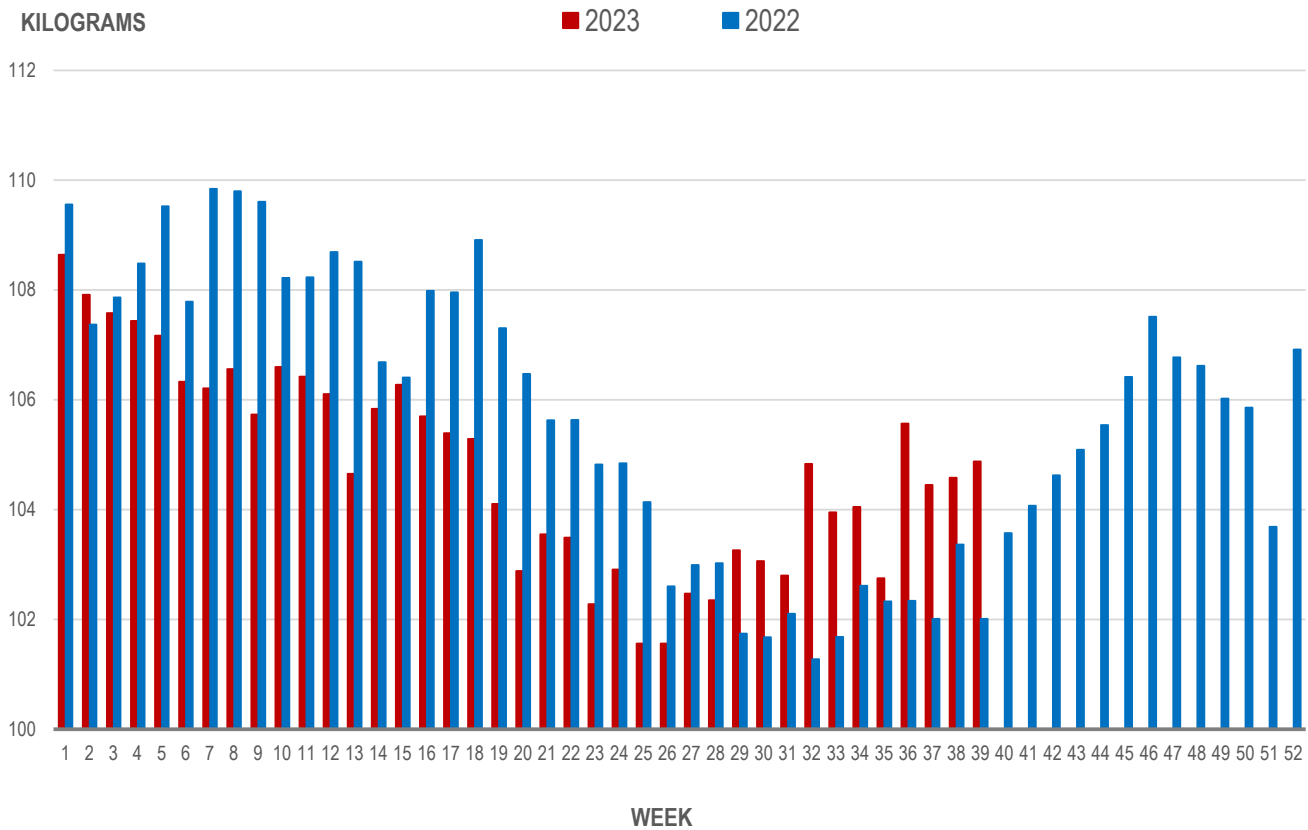
Source: Manitoba major processors

Average Weight of Hogs Processed by Major Processors, Kg

Week	Week ending date	2023	2022	Change from Previous Week	Change from Previous Year
36	2023-09-08	105.57	102.34	2.7%	3.2%
37	2023-09-15	104.45	102.01	-1.1%	2.4%
38	2023-09-22	104.58	103.36	0.1%	1.2%
39	2023-09-29	104.88	102.01	0.3%	2.8%
Four week average		104.87	102.43	-	2.4%

Source: Manitoba major processors.

AVERAGE WEIGHT OF HOGS PROCESSED BY MAJOR PROCESSORS WEEKLY



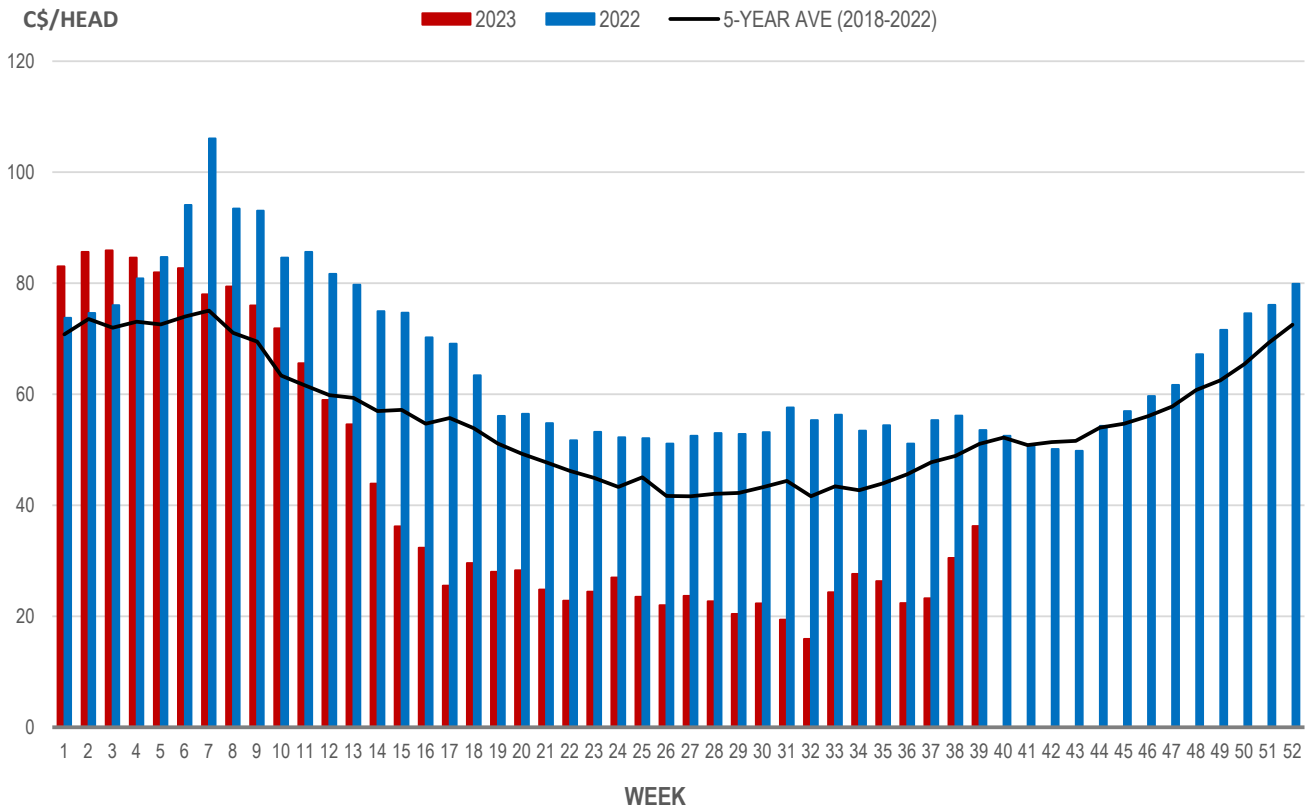
Source: Manitoba major processors

Weaning Pigs (U.S. Total Composite Weighted Average Price per Head)

	Formula and Cash Low, US\$/Head	Formula and Cash High, US\$/Head	Wtd Avg Price, US\$/Head	Wtd Avg Price, C\$/Head
Early Weaned (10-12 lb)	8.00	50.25	26.81	36.25
Feeder Pigs (40 lb)	37.00	50.00	42.11	56.93

Source: USDA, AMS

EARLY WEANED PIGS (U.S. TOTAL COMPOSITE WEIGHTED AVERAGE PRICE PER HEAD) WEEKLY



Source: USDA, AMS

Contact us

Go to manitoba.ca/agriculture and click on Markets and Statistics

Email us at industryintelligence@gov.mb.ca

Follow us on Twitter @MBGovAg