

## MANITOBA MARKETS

# Hog Prices



September 26, 2023

[Click here for definitions of how data is collected and calculated.](#)

### Exchange rates (Friday close)

1 US \$ = C \$1.3464

1 EURO = C \$1.4345

1 Yen = C \$0.00908

[Data source: Bank of Canada](#)

[Click to view the interactive hog dashboards for current and historical charts.](#)

### Manitoba Weighted Average Carcass Prices (including premiums and discounts)

#### All In Weights C\$/100 kg

Week	Week ending date	2023	2022	Change from Previous Week	Change from Previous Year
35	2023-09-01	247.07	270.38	-4.8%	-8.6%
36	2023-09-08	235.95	258.10	-4.5%	-8.6%
37	2023-09-15	238.92	251.55	1.3%	-5.0%
38	2023-09-22	237.03	255.37	-0.8%	-7.2%
<b>Four week average</b>		<b>239.74</b>	<b>258.85</b>	<b>-</b>	<b>-7.4%</b>

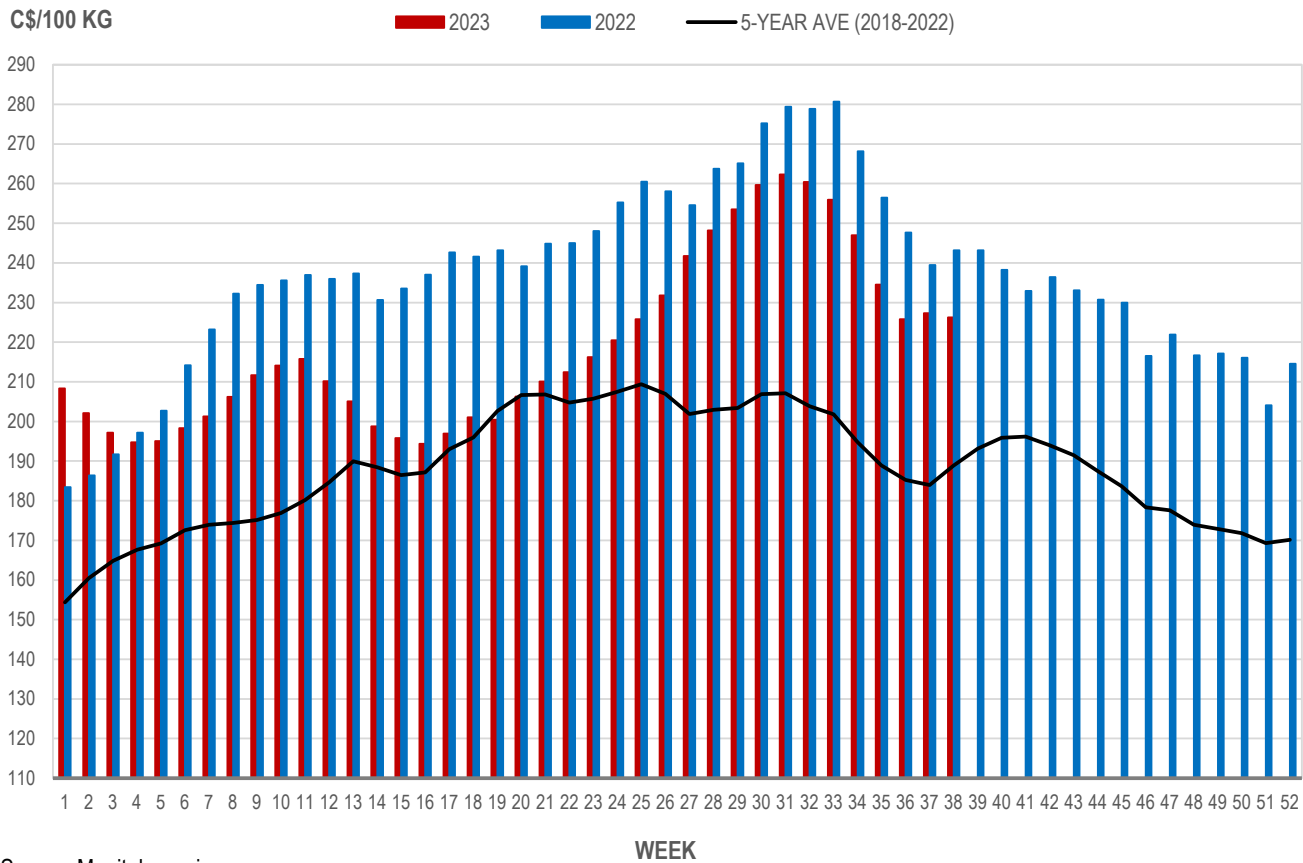
Source: Manitoba major processors.

## Index 100, C\$/100 kg

Week	Week ending date	2023	2022	Change from Previous Week	Change from Previous Year
35	2023-09-01	234.53	256.46	-5.0%	-8.5%
36	2023-09-08	225.82	247.66	-3.7%	-8.8%
37	2023-09-15	227.32	239.48	0.7%	-5.1%
38	2023-09-22	226.23	243.19	-0.5%	-7.0%
<b>Four week average</b>		<b>228.47</b>	<b>246.70</b>	<b>-</b>	<b>-7.4%</b>

Source: Manitoba major processors.

## MANITOBA WEIGHTED AVERAGE INDEX 100 HOG PRICES WEEKLY



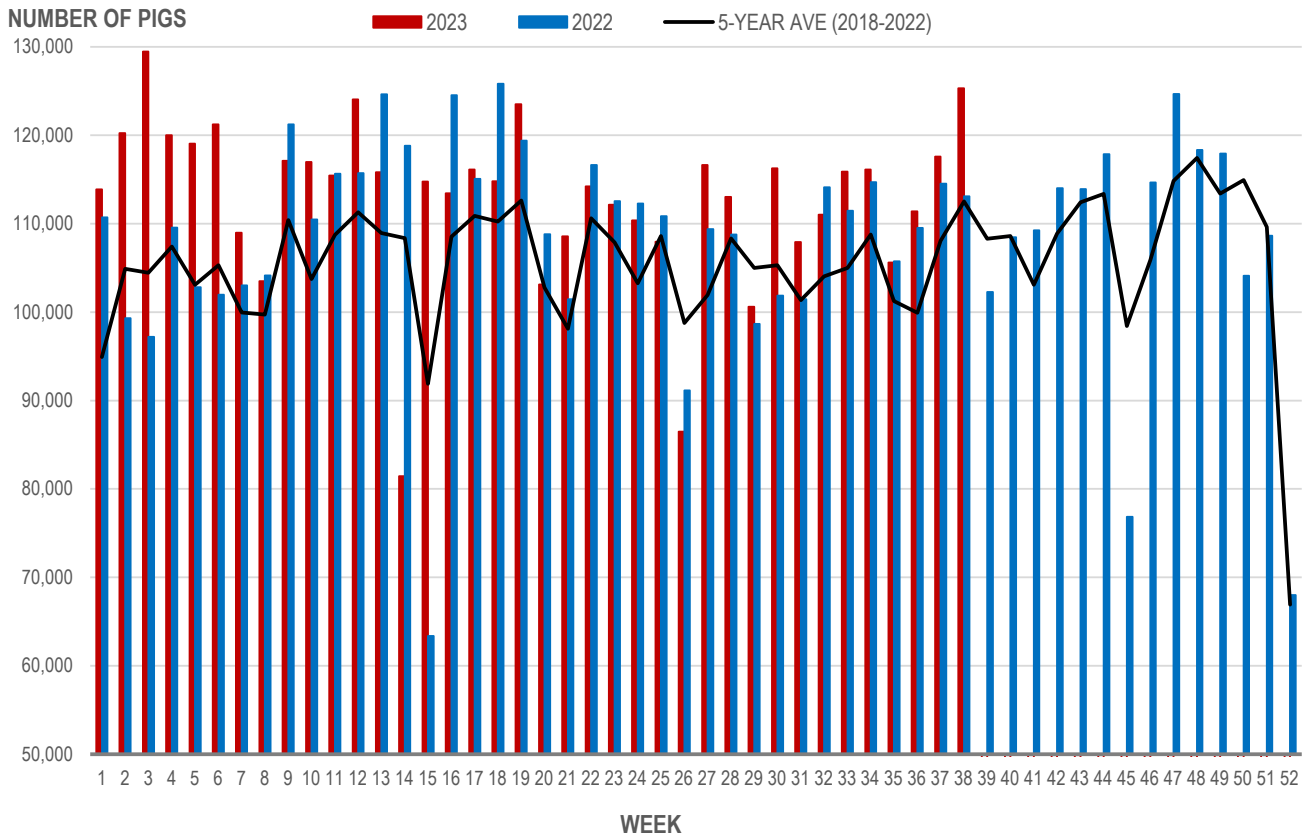
Source: Manitoba major processors

## Number of Pigs Processed by Major Processors

Week	Week ending date	2023	2022	Change from Previous Week	Change from Previous Year
35	2023-09-01	105,619	105,750	-9.0%	-0.1%
36	2023-09-08	111,389	109,521	5.5%	1.7%
37	2023-09-15	117,603	114,536	5.6%	2.7%
38	2023-09-22	125,299	113,086	6.5%	10.8%
<b>Four week average</b>		<b>114,978</b>	<b>110,723</b>	<b>-</b>	<b>3.8%</b>

Source: Manitoba major processors.

### NUMBER OF PIGS PROCESSED BY MAJOR PROCESSORS WEEKLY



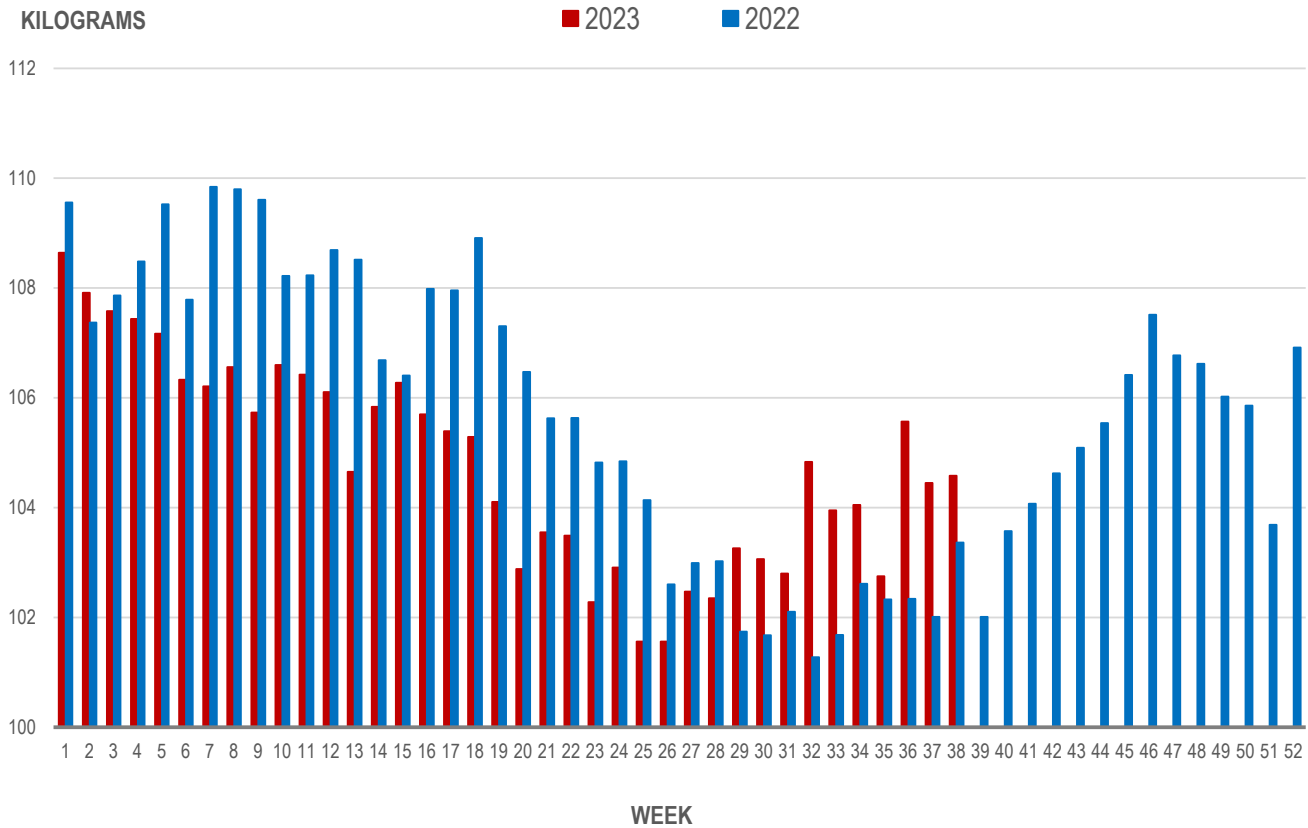
Source: Manitoba major processors

## Average Weight of Hogs Processed by Major Processors, Kg

Week	Week ending date	2023	2022	Change from Previous Week	Change from Previous Year
35	2023-09-01	102.75	102.33	-1.3%	0.4%
36	2023-09-08	105.57	102.34	2.7%	3.2%
37	2023-09-15	104.45	102.01	-1.1%	2.4%
38	2023-09-22	104.58	103.36	0.1%	1.2%
<b>Four week average</b>		<b>104.34</b>	<b>102.51</b>	<b>-</b>	<b>1.8%</b>

Source: Manitoba major processors.

## AVERAGE WEIGHT OF HOGS PROCESSED BY MAJOR PROCESSORS WEEKLY



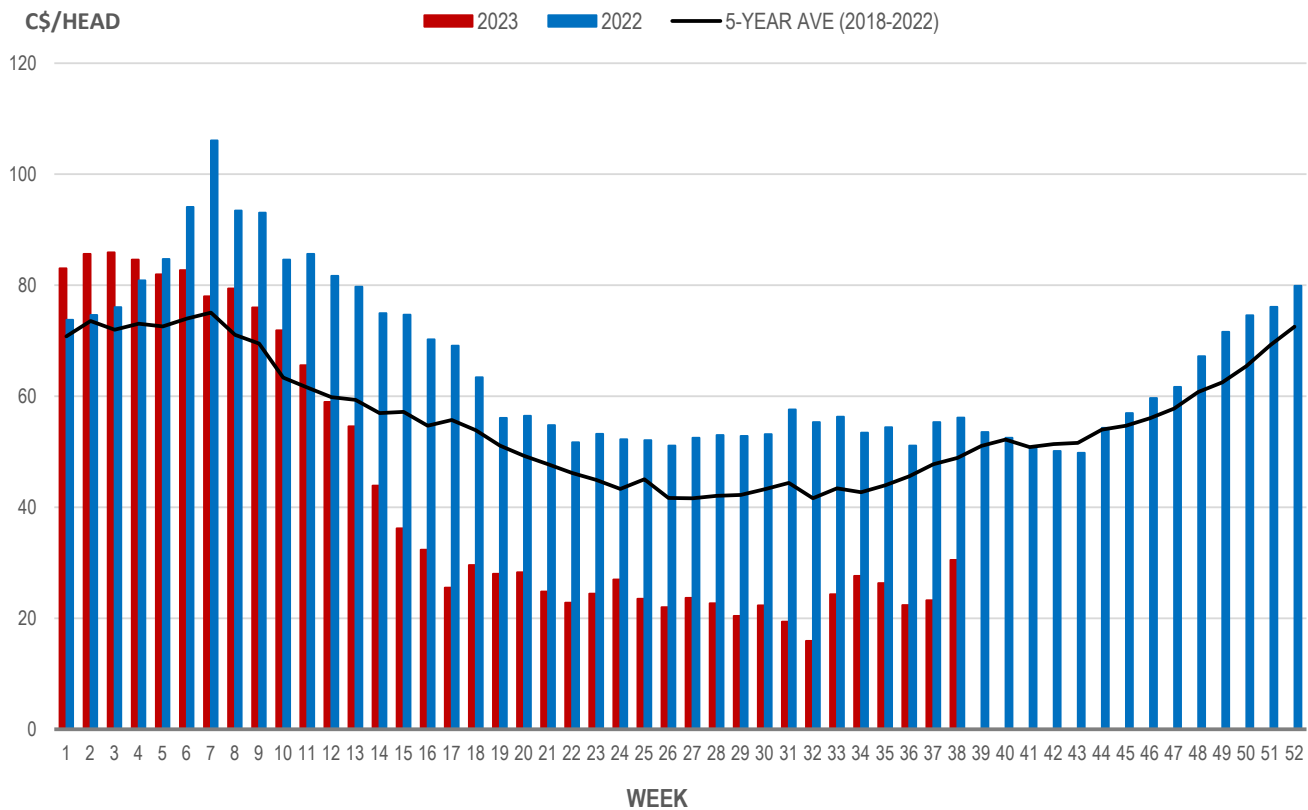
Source: Manitoba major processors

## Weaning Pigs (U.S. Total Composite Weighted Average Price per Head)

	Formula and Cash Low, US\$/Head	Formula and Cash High, US\$/Head	Wtd Avg Price, US\$/Head	Wtd Avg Price, C\$/Head
Early Weaned (10-12 lb)	10.00	50.00	22.66	30.51
Feeder Pigs (40 lb)	30.00	48.00	40.99	55.19

Source: USDA, AMS

### EARLY WEANED PIGS (U.S. TOTAL COMPOSITE WEIGHTED AVERAGE PRICE PER HEAD) WEEKLY



Source: USDA, AMS

### Contact us

Go to [manitoba.ca/agriculture](http://manitoba.ca/agriculture) and click on Markets and Statistics

Email us at [industryintelligence@gov.mb.ca](mailto:industryintelligence@gov.mb.ca)

Follow us on Twitter @MBGovAg