

Hog Prices



May 16, 2023

[Click here for definitions of how data is collected and calculated.](#)

Exchange rates (Friday close)

1 US \$ = C \$1.3534

1 EURO = C \$1.4705

1 Yen = C \$0.01000

[Data source: Bank of Canada](#)

[Click to view the interactive hog dashboards for current and historical charts.](#)

Manitoba Weighted Average Carcass Prices (including premiums and discounts)

All In Weights C\$/100 kg

Week	Week ending date	2023	2022	Change from Previous Week	Change from Previous Year
16	2023-04-21	203.79	248.95	-0.9%	-18.1%
17	2023-04-28	206.95	254.61	1.5%	-18.7%
18	2023-05-05	211.30	252.60	2.1%	-16.4%
19	2023-05-12	209.64	255.27	-0.8%	-17.9%
Four week average		207.92	252.86	-	-17.8%

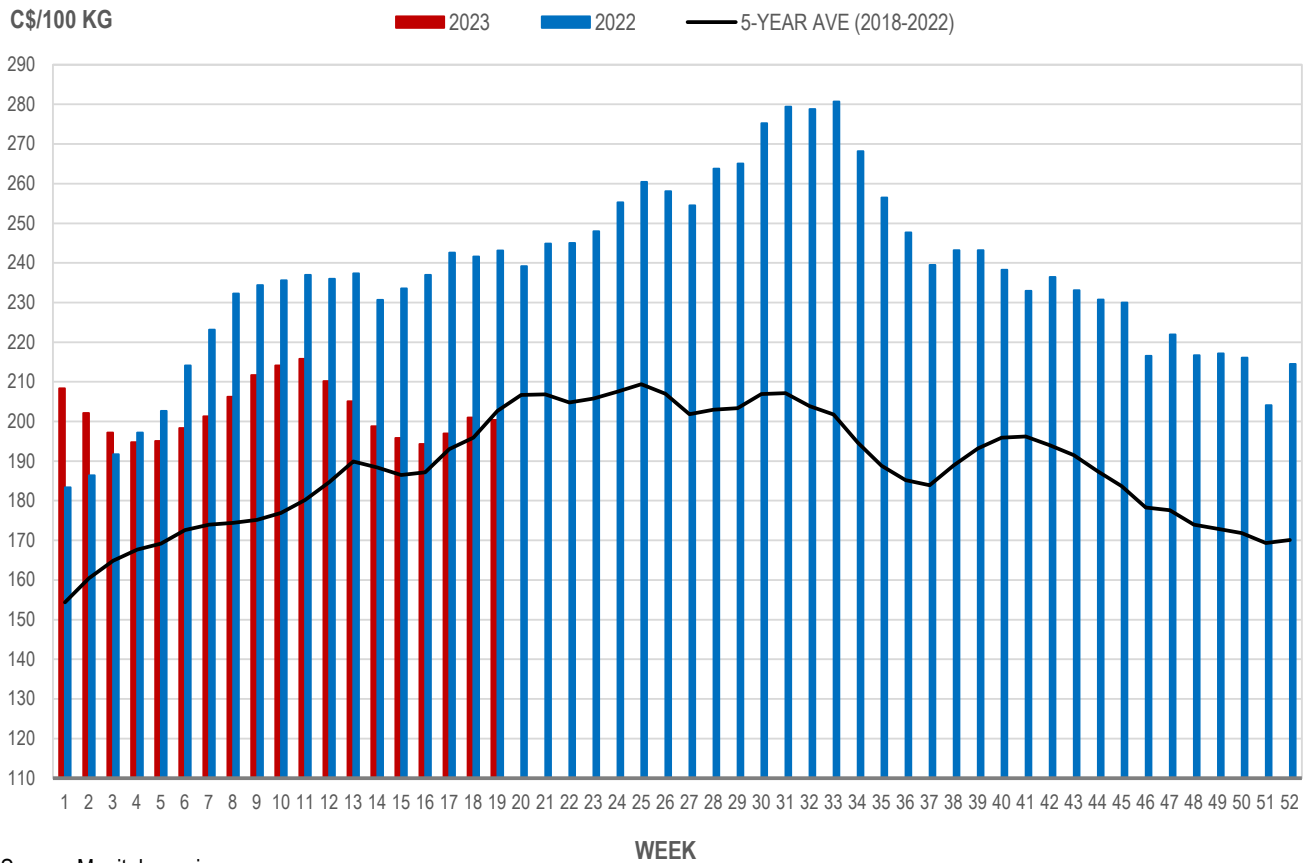
Source: Manitoba major processors.

Index 100, C\$/100 kg

Week	Week ending date	2023	2022	Change from Previous Week	Change from Previous Year
16	2023-04-21	194.34	237.01	-0.7%	-18.0%
17	2023-04-28	196.97	242.64	1.4%	-18.8%
18	2023-05-05	201.01	241.62	2.1%	-16.8%
19	2023-05-12	200.41	243.17	-0.3%	-17.6%
Four week average		198.18	241.11	-	-17.8%

Source: Manitoba major processors.

MANITOBA WEIGHTED AVERAGE INDEX 100 HOG PRICES WEEKLY



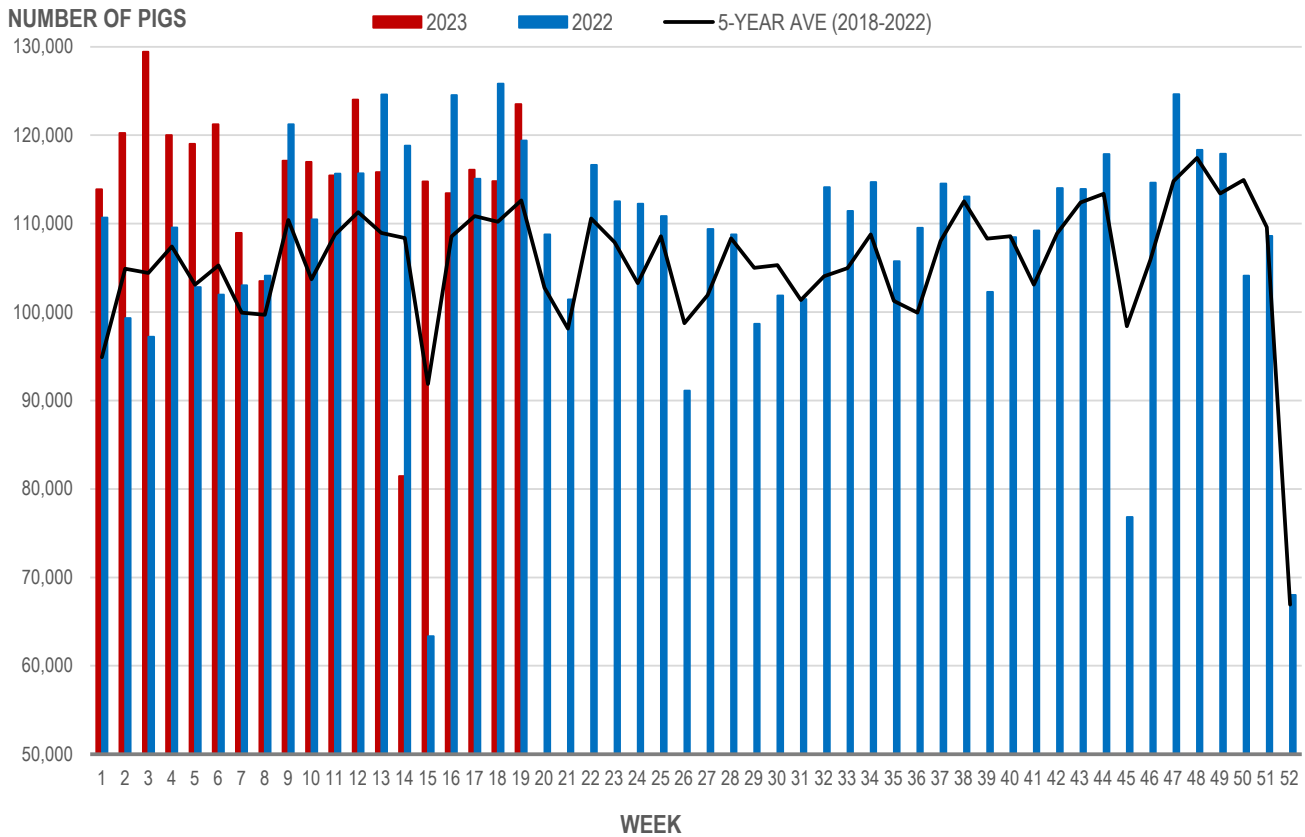
Source: Manitoba major processors

Number of Pigs Processed by Major Processors

Week	Week ending date	2023	2022	Change from Previous Week	Change from Previous Year
16	2023-04-21	113,440	124,527	-1.2%	-8.9%
17	2023-04-28	116,110	115,087	2.4%	0.9%
18	2023-05-05	114,799	125,833	-1.1%	-8.8%
19	2023-05-12	123,524	119,405	7.6%	3.4%
Four week average		116,968	121,213	-	-3.5%

Source: Manitoba major processors.

NUMBER OF PIGS PROCESSED BY MAJOR PROCESSORS WEEKLY



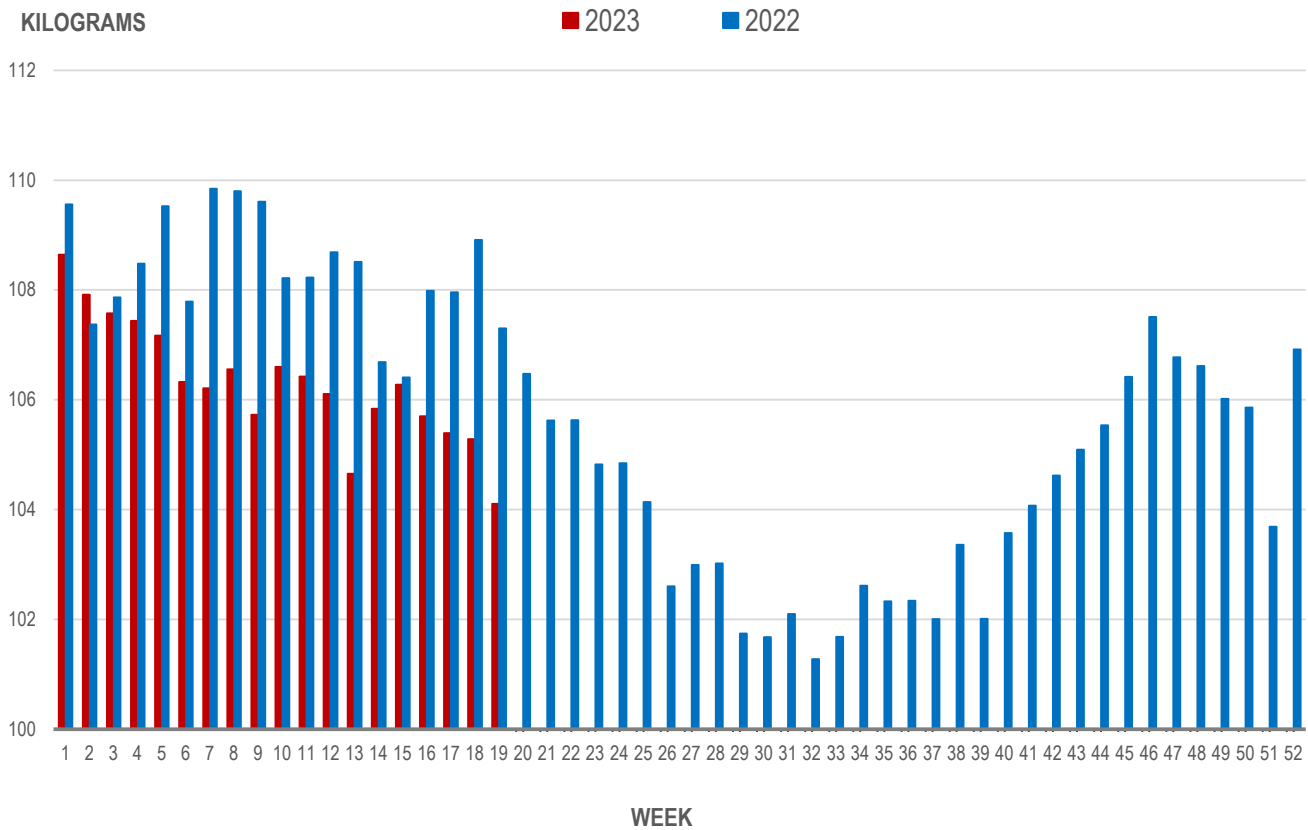
Source: Manitoba major processors

Average Weight of Hogs Processed by Major Processors, Kg

Week	Week ending date	2023	2022	Change from Previous Week	Change from Previous Year
16	2023-04-21	105.70	107.98	-0.5%	-2.1%
17	2023-04-28	105.39	107.96	-0.3%	-2.4%
18	2023-05-05	105.29	108.91	-0.1%	-3.3%
19	2023-05-12	104.10	107.30	-1.1%	-3.0%
Four week average		105.12	108.04	-	-2.7%

Source: Manitoba major processors.

AVERAGE WEIGHT OF HOGS PROCESSED BY MAJOR PROCESSORS WEEKLY



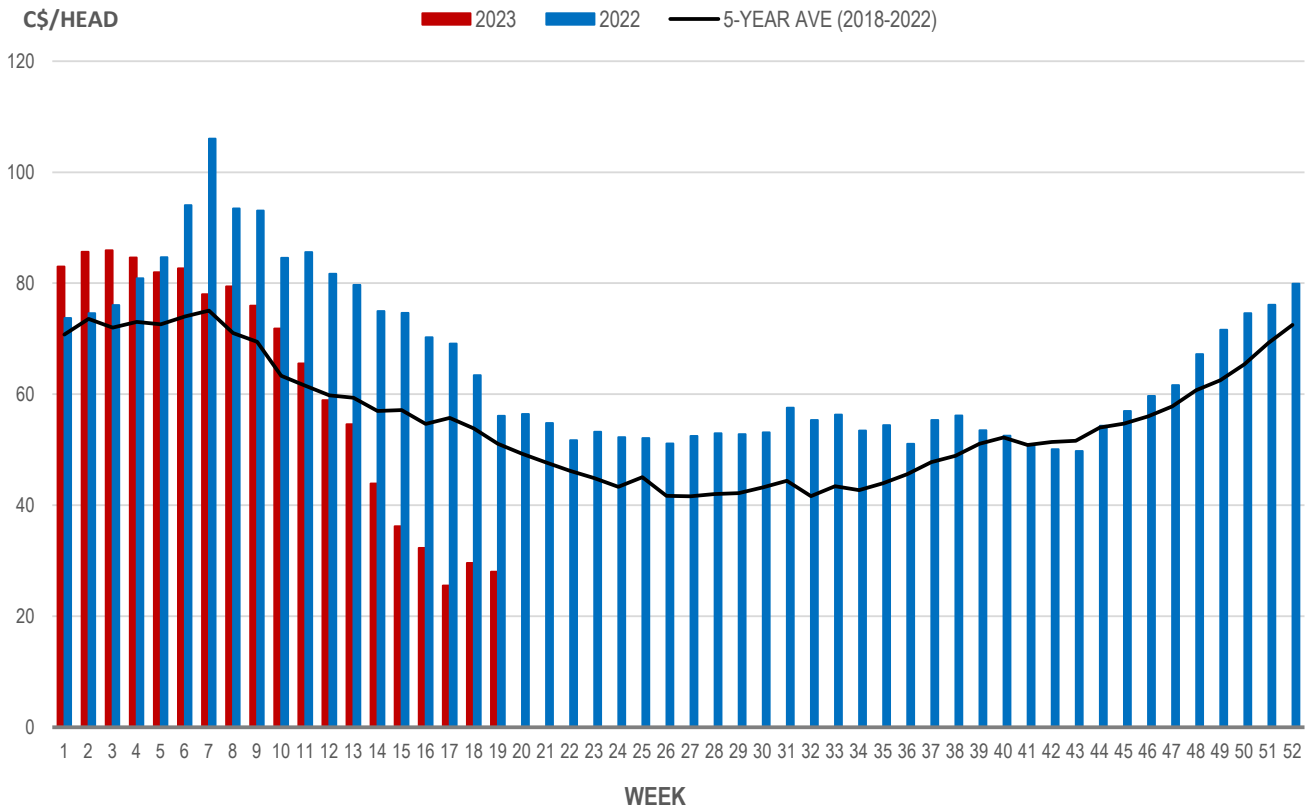
Source: Manitoba major processors

Weaning Pigs (U.S. Total Composite Weighted Average Price per Head)

	Formula and Cash Low, US\$/Head	Formula and Cash High, US\$/Head	Wtd Avg Price, US\$/Head	Wtd Avg Price, C\$/Head
Early Weaned (10-12 lb)	4.00	50.20	20.70	28.02
Feeder Pigs (40 lb)	36.00	52.00	41.47	56.13

Source: USDA, AMS

EARLY WEANED PIGS (U.S. TOTAL COMPOSITE WEIGHTED AVERAGE PRICE PER HEAD) WEEKLY



Source: USDA, AMS

Contact us

Go to manitoba.ca/agriculture and click on Markets and Statistics

Email us at industryintelligence@gov.mb.ca

Follow us on Twitter @MBGovAg