

Hog Prices



May 9, 2023

[Click here for definitions of how data is collected and calculated.](#)

Exchange rates (Friday close)

1 US \$ = C \$1.3427

1 EURO = C \$1.4784

1 Yen = C \$0.00996

[Data source: Bank of Canada](#)

[Click to view the interactive hog dashboards for current and historical charts.](#)

Manitoba Weighted Average Carcass Prices (including premiums and discounts)

All In Weights C\$/100 kg

Week	Week ending date	2023	2022	Change from Previous Week	Change from Previous Year
15	2023-04-14	205.56	243.89	-1.8%	-15.7%
16	2023-04-21	203.79	248.95	-0.9%	-18.1%
17	2023-04-28	206.95	254.61	1.5%	-18.7%
18	2023-05-05	211.30	252.60	2.1%	-16.4%
Four week average		206.90	250.01	-	-17.2%

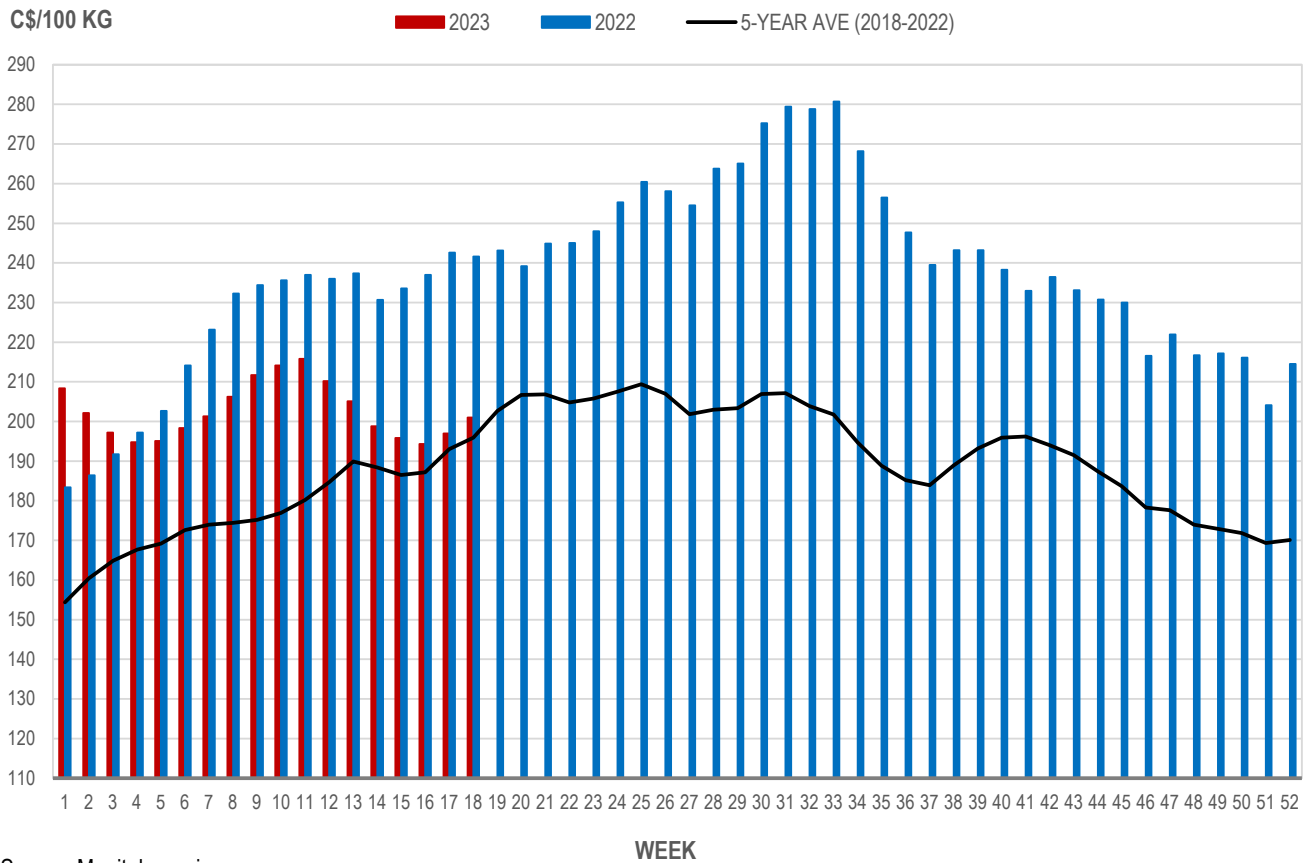
Source: Manitoba major processors.

Index 100, C\$/100 kg

Week	Week ending date	2023	2022	Change from Previous Week	Change from Previous Year
15	2023-04-14	195.80	233.55	-1.5%	-16.2%
16	2023-04-21	194.34	237.01	-0.7%	-18.0%
17	2023-04-28	196.97	242.64	1.4%	-18.8%
18	2023-05-05	201.01	241.62	2.1%	-16.8%
Four week average		197.03	238.70	-	-17.5%

Source: Manitoba major processors.

MANITOBA WEIGHTED AVERAGE INDEX 100 HOG PRICES WEEKLY



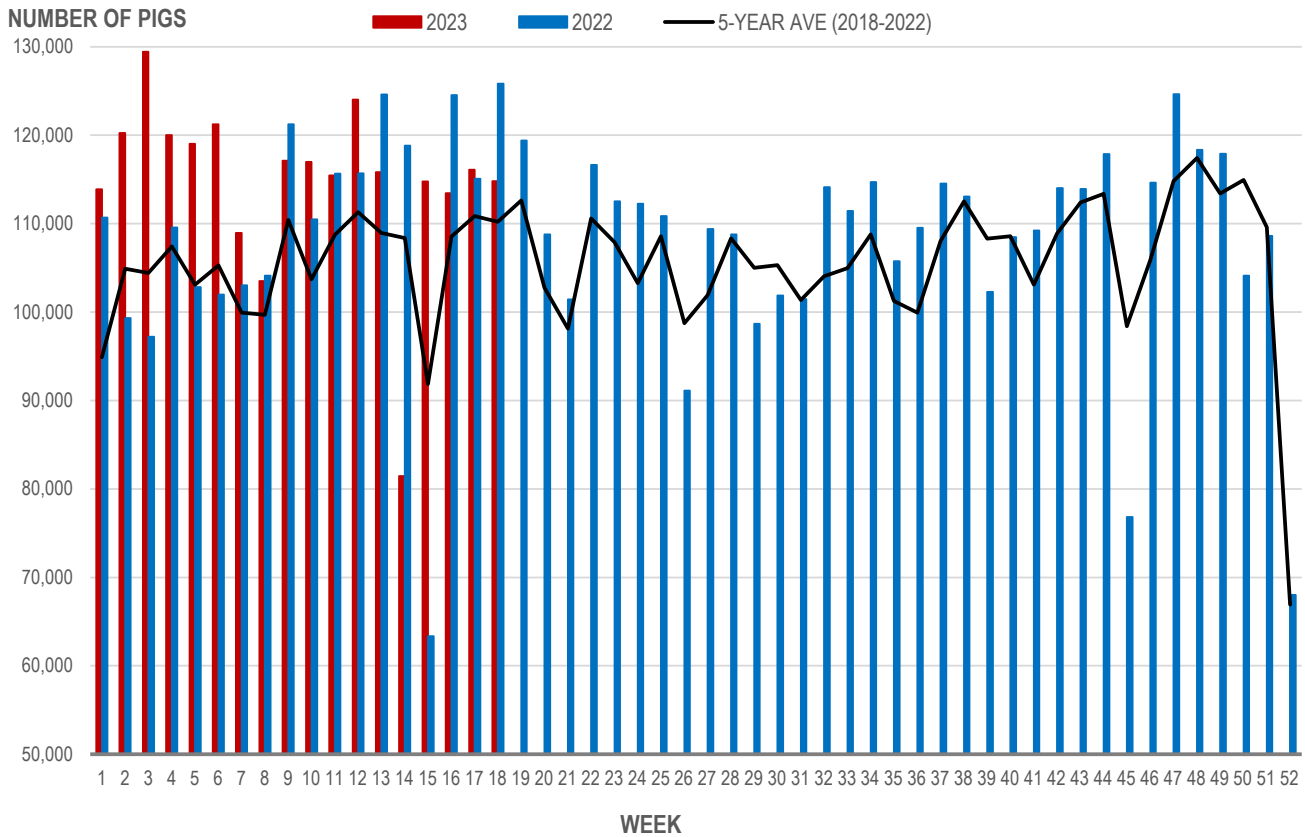
Source: Manitoba major processors

Number of Pigs Processed by Major Processors

Week	Week ending date	2023	2022	Change from Previous Week	Change from Previous Year
15	2023-04-14	114,766	63,362	40.9%	81.1%
16	2023-04-21	113,440	124,527	-1.2%	-8.9%
17	2023-04-28	116,110	115,087	2.4%	0.9%
18	2023-05-05	114,799	125,833	-1.1%	-8.8%
Four week average		114,779	107,202	-	7.1%

Source: Manitoba major processors.

NUMBER OF PIGS PROCESSED BY MAJOR PROCESSORS WEEKLY



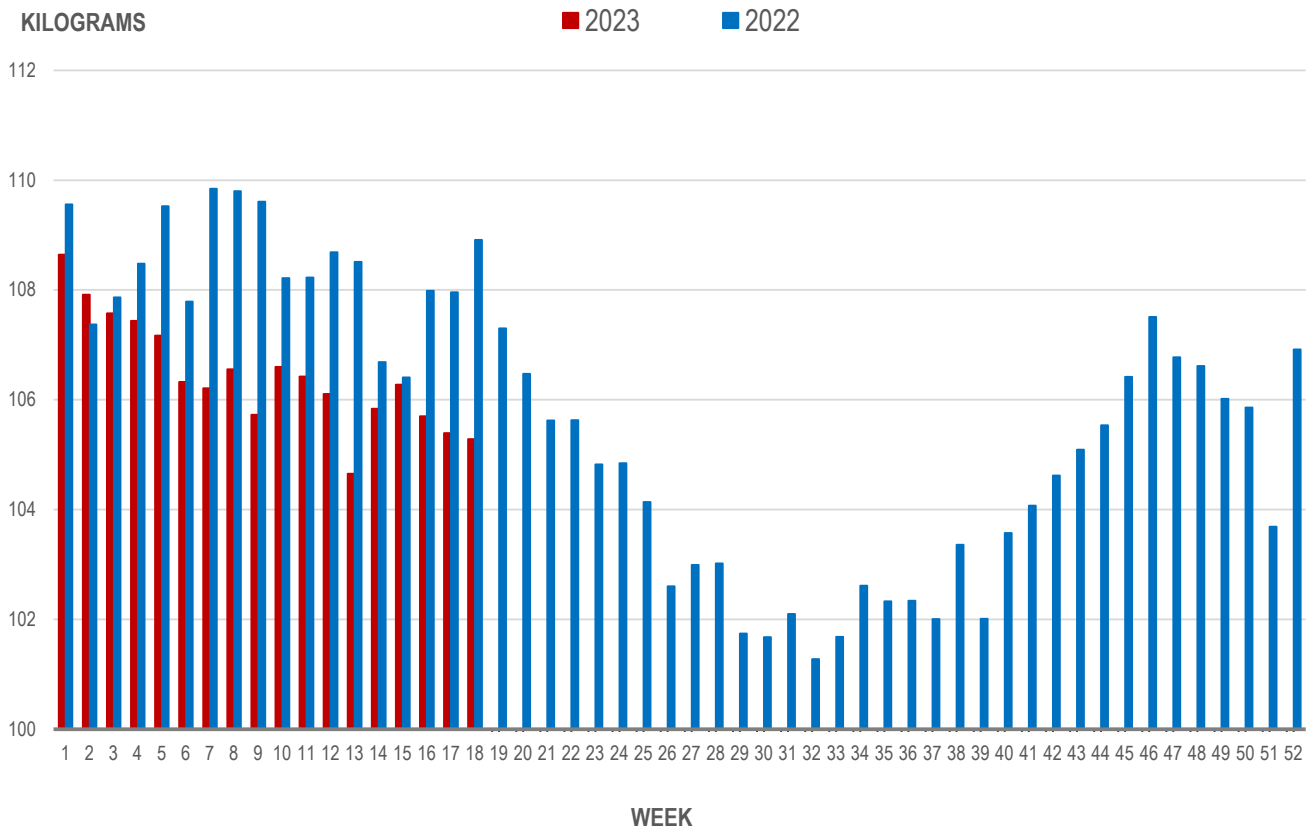
Source: Manitoba major processors

Average Weight of Hogs Processed by Major Processors, Kg

Week	Week ending date	2023	2022	Change from Previous Week	Change from Previous Year
15	2023-04-14	106.28	106.41	0.4%	-0.1%
16	2023-04-21	105.70	107.98	-0.5%	-2.1%
17	2023-04-28	105.39	107.96	-0.3%	-2.4%
18	2023-05-05	105.29	108.91	-0.1%	-3.3%
Four week average		105.66	107.82	-	-2.0%

Source: Manitoba major processors.

AVERAGE WEIGHT OF HOGS PROCESSED BY MAJOR PROCESSORS WEEKLY



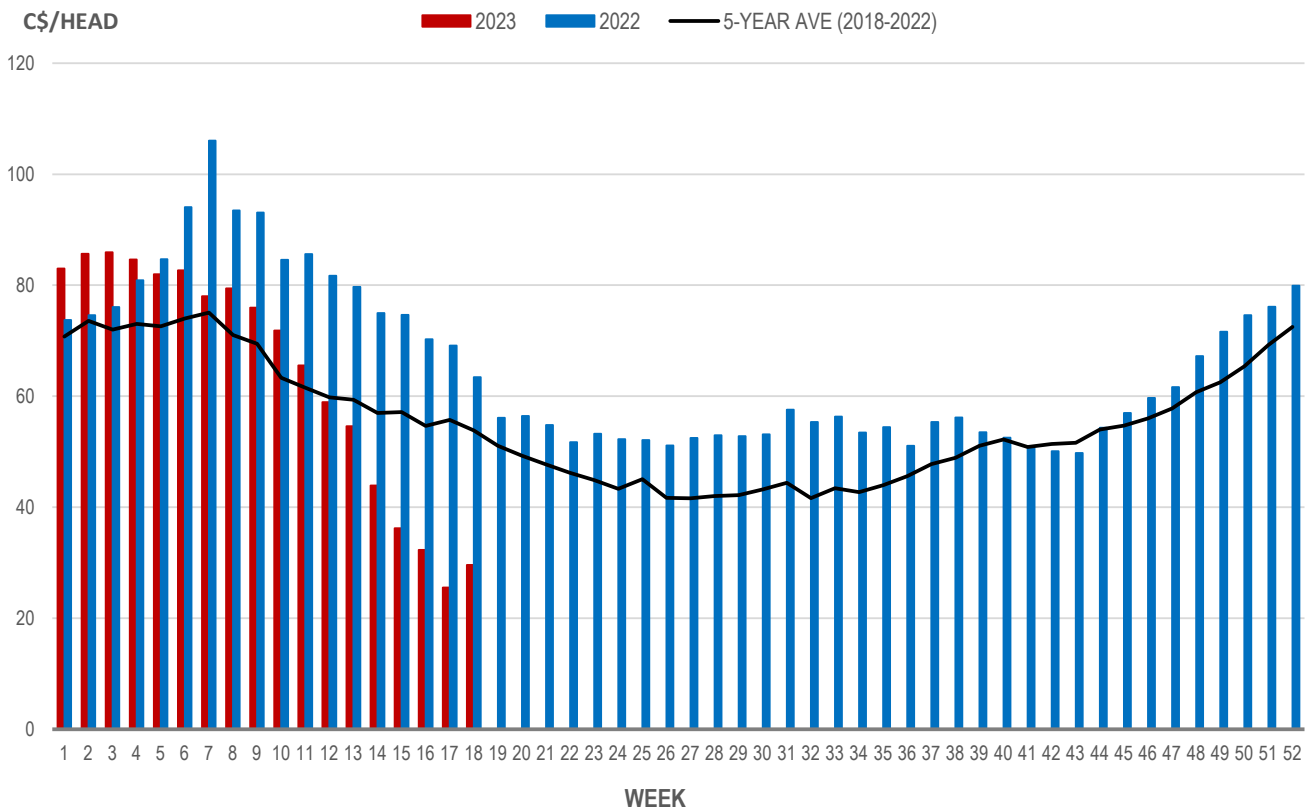
Source: Manitoba major processors

Weaning Pigs (U.S. Total Composite Weighted Average Price per Head)

	Formula and Cash Low, US\$/Head	Formula and Cash High, US\$/Head	Wtd Avg Price, US\$/Head	Wtd Avg Price, C\$/Head
Early Weaned (10-12 lb)	4.00	50.34	22.05	29.61
Feeder Pigs (40 lb)	45.00	58.00	53.49	71.82

Source: USDA, AMS

EARLY WEANED PIGS (U.S. TOTAL COMPOSITE WEIGHTED AVERAGE PRICE PER HEAD) WEEKLY



Source: USDA, AMS

Contact us

Go to manitoba.ca/agriculture and click on Markets and Statistics

Email us at industryintelligence@gov.mb.ca

Follow us on Twitter @MBGovAg