

# Hog Prices



March 7, 2023

[Click here for definitions of how data is collected and calculated.](#)

## Exchange rates (Friday close)

1 US \$ = C \$1.3610

1 EURO = C \$1.4453

1 Yen = C \$0.01000

[Data source: Bank of Canada](#)

[Click to view the interactive hog dashboards for current and historical charts.](#)

## Manitoba Weighted Average Carcass Prices (including premiums and discounts)

### All In Weights C\$/100 kg

Week	Week ending date	2023	2022	Change from Previous Week	Change from Previous Year
6	2023-02-10	208.40	224.76	1.6%	-7.3%
7	2023-02-17	212.61	234.24	2.0%	-9.2%
8	2023-02-24	216.21	243.09	1.7%	-11.1%
9	2023-03-03	222.09	245.26	2.7%	-9.4%
<b>Four week average</b>		<b>214.83</b>	<b>236.84</b>	<b>-</b>	<b>-9.3%</b>

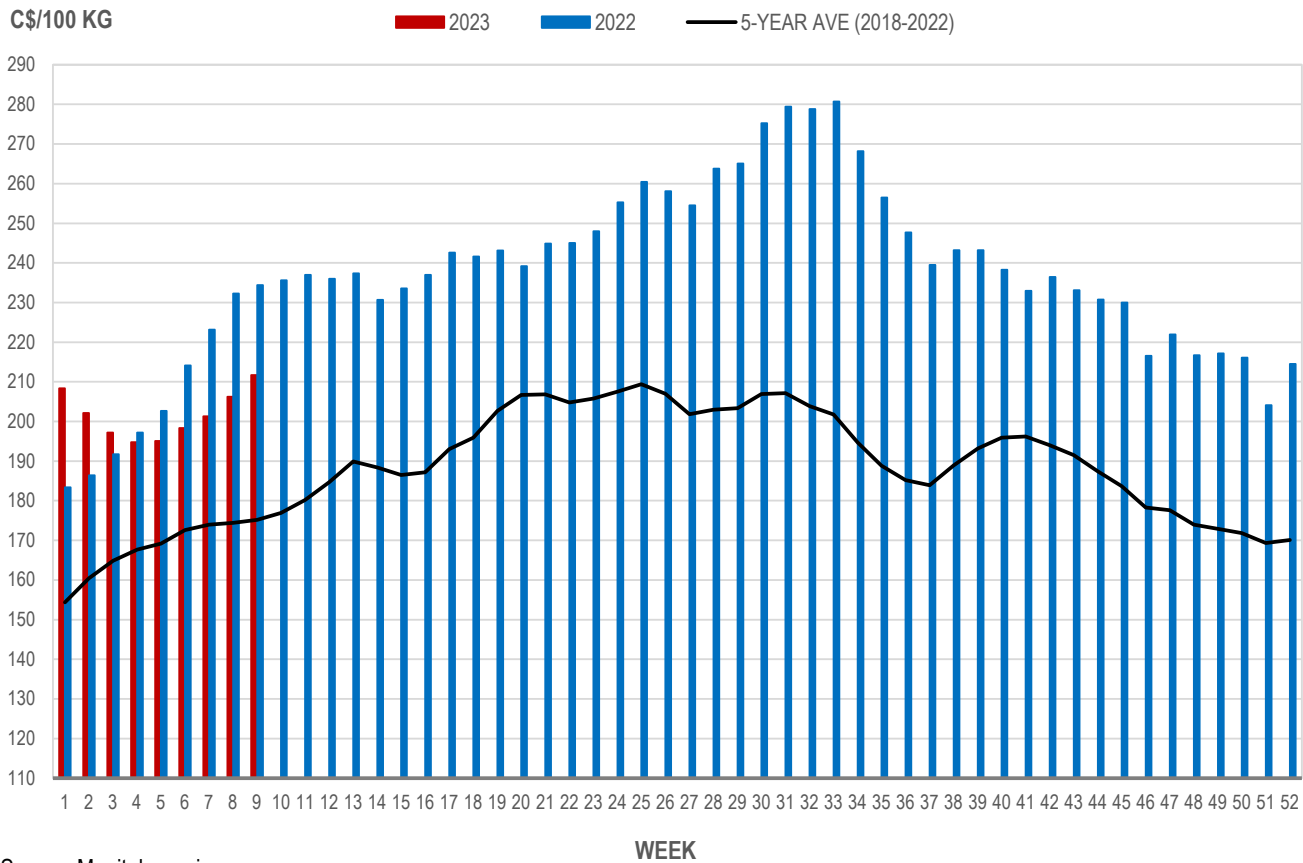
Source: Manitoba major processors.

## Index 100, C\$/100 kg

Week	Week ending date	2023	2022	Change from Previous Week	Change from Previous Year
6	2023-02-10	198.30	214.15	1.7%	-7.4%
7	2023-02-17	201.27	223.20	1.5%	-9.8%
8	2023-02-24	206.21	232.25	2.5%	-11.2%
9	2023-03-03	211.67	234.44	2.6%	-9.7%
<b>Four week average</b>		<b>204.36</b>	<b>226.01</b>	<b>-</b>	<b>-9.6%</b>

Source: Manitoba major processors.

## MANITOBA WEIGHTED AVERAGE INDEX 100 HOG PRICES WEEKLY



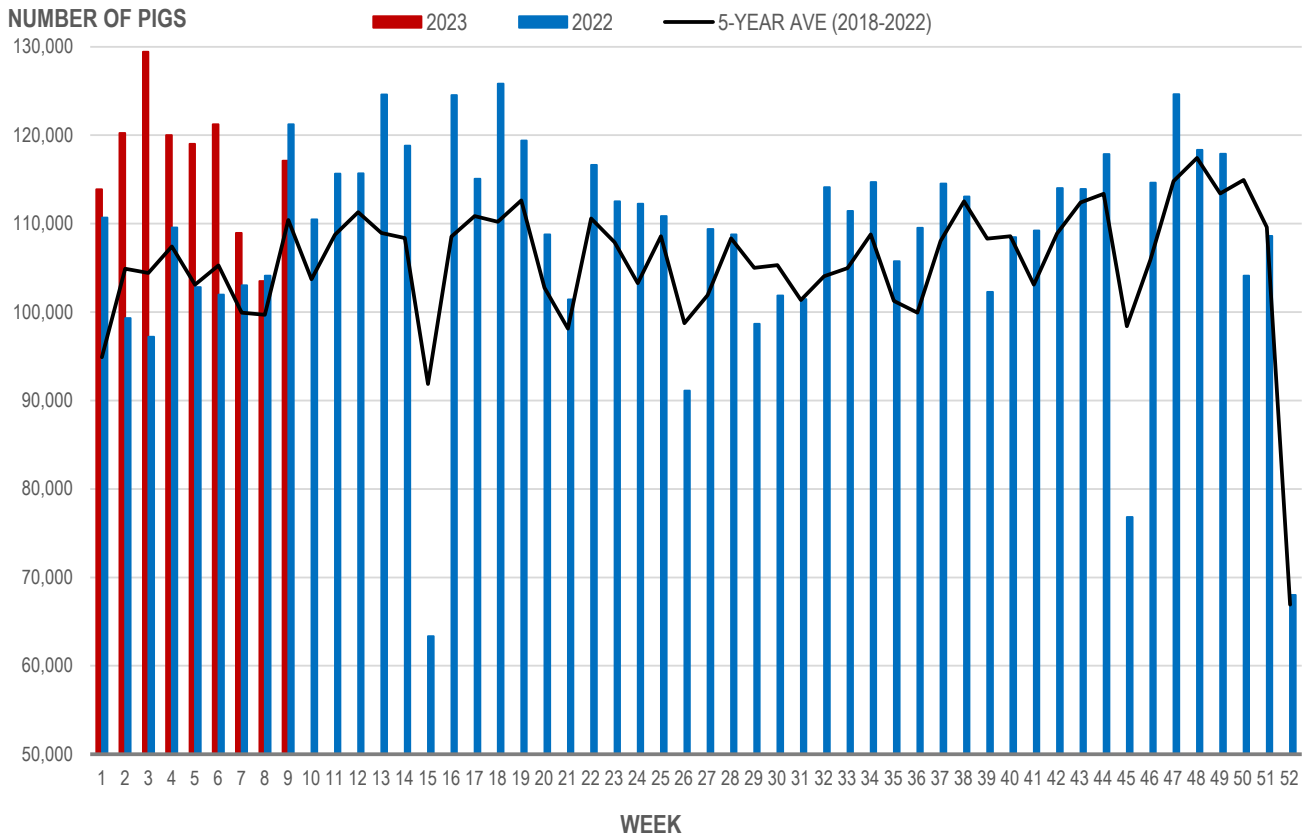
Source: Manitoba major processors

## Number of Pigs Processed by Major Processors

Week	Week ending date	2023	2022	Change from Previous Week	Change from Previous Year
6	2023-02-10	121,230	101,975	1.8%	18.9%
7	2023-02-17	108,963	103,028	-10.1%	5.8%
8	2023-02-24	103,505	104,139	-5.0%	-0.6%
9	2023-03-03	117,124	121,228	13.2%	-3.4%
<b>Four week average</b>		<b>112,706</b>	<b>107,593</b>	<b>-</b>	<b>4.8%</b>

Source: Manitoba major processors.

### NUMBER OF PIGS PROCESSED BY MAJOR PROCESSORS WEEKLY



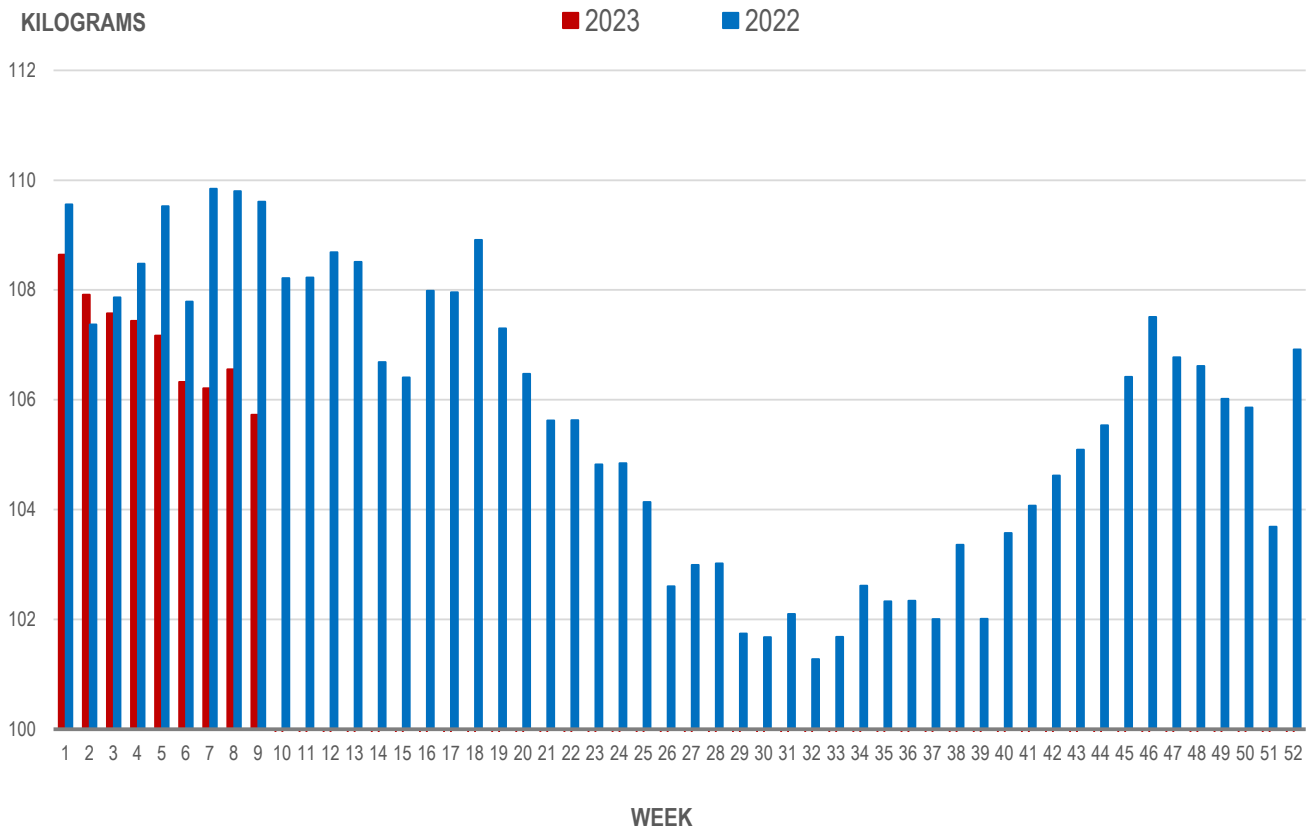
Source: Manitoba major processors

## Average Weight of Hogs Processed by Major Processors, Kg

Week	Week ending date	2023	2022	Change from Previous Week	Change from Previous Year
6	2023-02-10	106.33	107.79	-0.8%	-1.4%
7	2023-02-17	106.21	109.84	-0.1%	-3.3%
8	2023-02-24	106.56	109.80	0.3%	-3.0%
9	2023-03-03	105.73	109.61	-0.8%	-3.5%
<b>Four week average</b>		<b>106.21</b>	<b>109.26</b>	<b>-</b>	<b>-2.8%</b>

Source: Manitoba major processors.

## AVERAGE WEIGHT OF HOGS PROCESSED BY MAJOR PROCESSORS WEEKLY



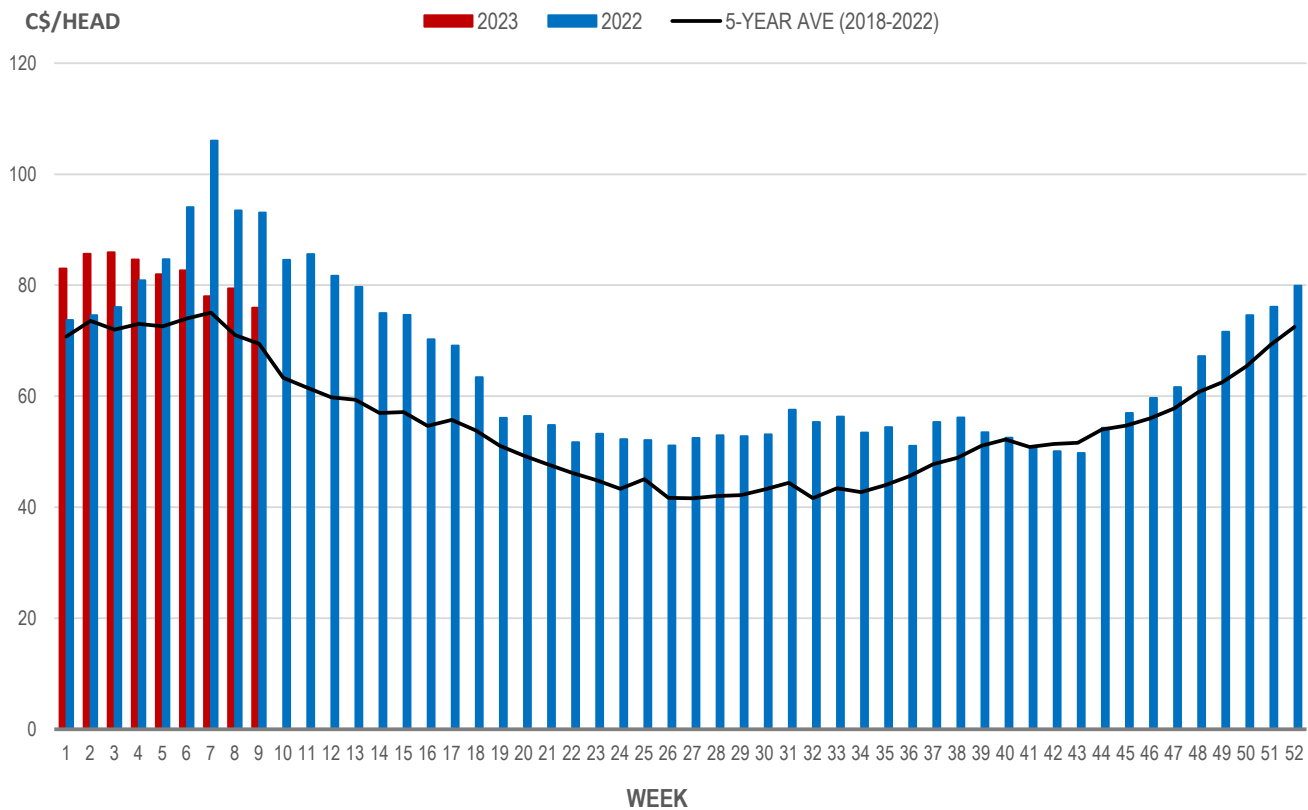
Source: Manitoba major processors

## Weaning Pigs (U.S. Total Composite Weighted Average Price per Head)

	Formula and Cash Low, US\$/Head	Formula and Cash High, US\$/Head	Wtd Avg Price, US\$/Head	Wtd Avg Price, C\$/Head
Early Weaned (10-12 lb)	43.00	69.00	55.82	75.97
Feeder Pigs (40 lb)	75.00	93.00	86.89	118.26

Source: USDA, AMS

### EARLY WEANED PIGS (U.S. TOTAL COMPOSITE WEIGHTED AVERAGE PRICE PER HEAD) WEEKLY



Source: USDA, AMS

### Contact us

Go to [manitoba.ca/agriculture](http://manitoba.ca/agriculture) and click on Markets and Statistics

Email us at [industryintelligence@gov.mb.ca](mailto:industryintelligence@gov.mb.ca)

Follow us on Twitter @MBGovAg