

Hog Prices



January 17, 2023

For definitions of how data is collected and calculated, please see

[MANITOBA MARKETS DEFINITIONS AND METHODOLOGIES](#)

Exchange rates (Friday close)

1 US \$ = C \$1.3406

1 EURO = C \$1.4505

1 Yen = C \$0.01048

<https://www.bankofcanada.ca/rates/exchange/daily-exchange-rates/>

View the interactive hog dashboards for current and historical charts:

<https://www.gov.mb.ca/agriculture/markets-and-statistics/livestock-statistics/livestock-market-prices-current.html>

Manitoba Weighted Average Carcass Prices (including premiums and discounts)

All In Weights C\$/100 kg

Week	Week ending date	2023	2022	Change from Previous Week	Change from Previous Year
51	2022-12-23	215.39	194.16	-5.1%	10.9%
52	2022-12-30	225.88	192.61	4.9%	17.3%
1	2023-01-06	217.00	191.24	-3.9%	13.5%
2	2023-01-13	212.43	196.08	-2.1%	8.3%
Four week average		217.67	193.52	-	12.5%

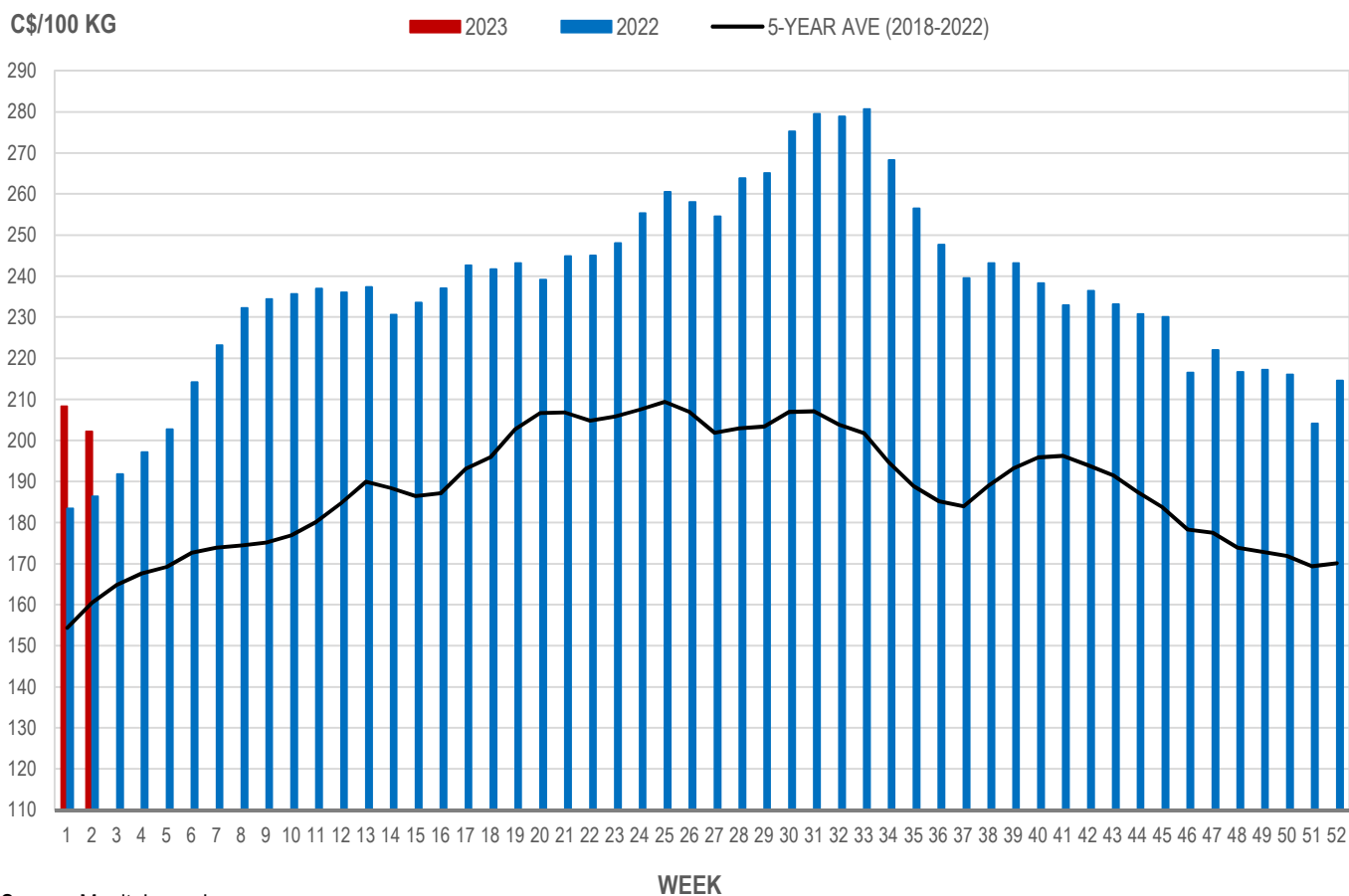
Source: Manitoba major processors.

Index 100, C\$/100 kg

Week	Week ending date	2023	2022	Change from Previous Week	Change from Previous Year
51	2022-12-23	204.10	184.43	-5.5%	10.7%
52	2022-12-30	214.53	184.03	5.1%	16.6%
1	2023-01-06	208.33	183.40	-2.9%	13.6%
2	2023-01-13	202.14	186.40	-3.0%	8.4%
Four week average		207.28	184.57	-	12.3%

Source: Manitoba major processors.

MANITOBA WEIGHTED AVERAGE INDEX 100 HOG PRICES WEEKLY



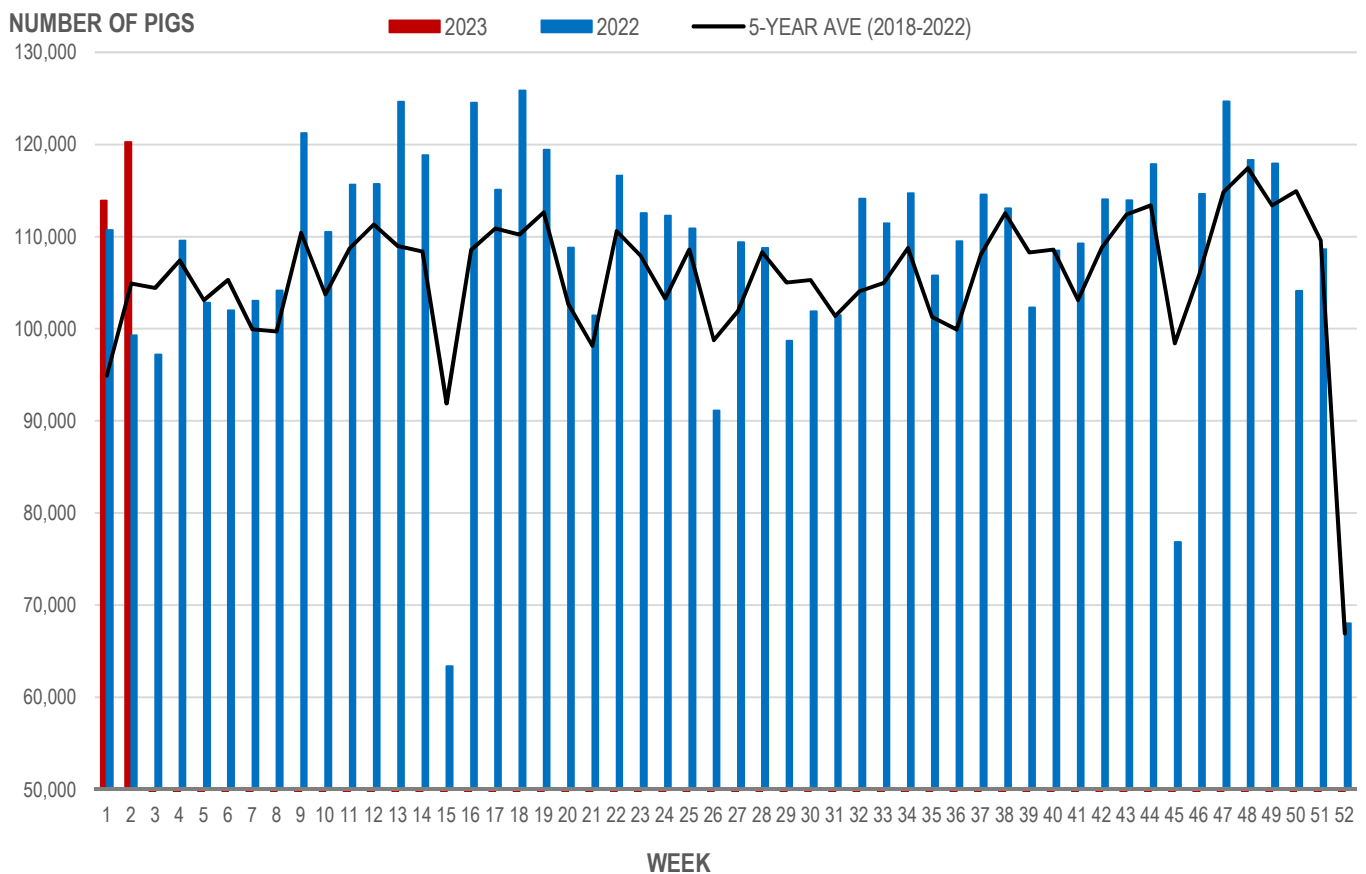
Source: Manitoba major processors

Number of Pigs Processed by Major Processors

Week	Week ending date	2023	2022	Change from Previous Week	Change from Previous Year
51	2022-12-23	108,627	80,545	4.3%	34.9%
52	2022-12-30	68,006	66,779	-37.4%	1.8%
1	2023-01-06	113,896	110,707	67.5%	2.9%
2	2023-01-13	120,258	99,311	5.6%	21.1%
Four week average		102,697	89,336	-	15.0%

Source: Manitoba major processors.

NUMBER OF PIGS PROCESSED BY MAJOR PROCESSORS WEEKLY



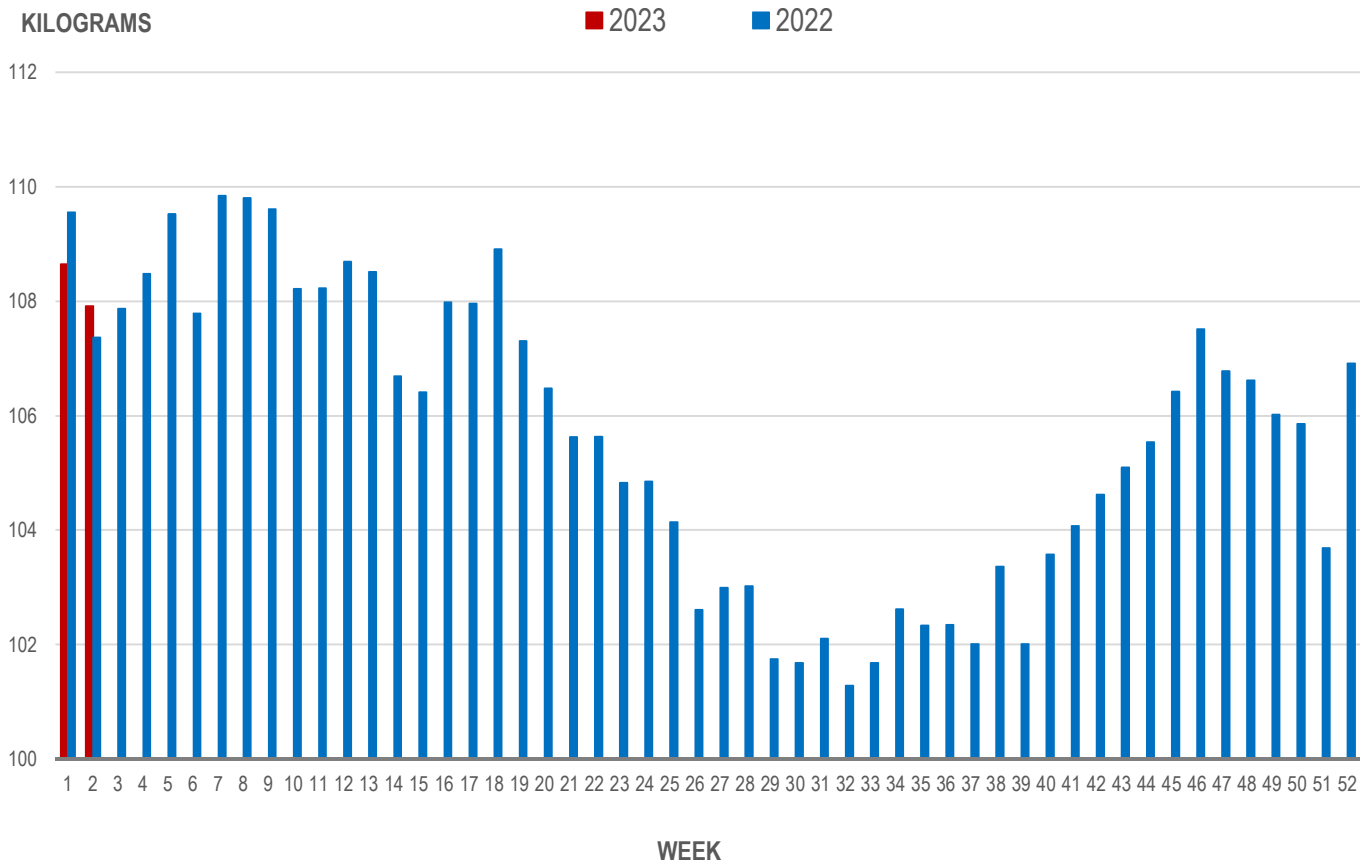
Source: Manitoba major processors

Average Weight of Hogs Processed by Major Processors, Kg

Week	Week ending date	2023	2022	Change from Previous Week	Change from Previous Year
51	2022-12-23	103.69	106.39	-2.1%	-2.5%
52	2022-12-30	106.91	108.10	3.1%	-1.1%
1	2023-01-06	108.64	109.56	1.6%	-0.8%
2	2023-01-13	107.91	107.37	-0.7%	0.5%
Four week average		106.79	107.85	-	-1.0%

Source: Manitoba major processors.

AVERAGE WEIGHT OF HOGS PROCESSED BY MAJOR PROCESSORS WEEKLY



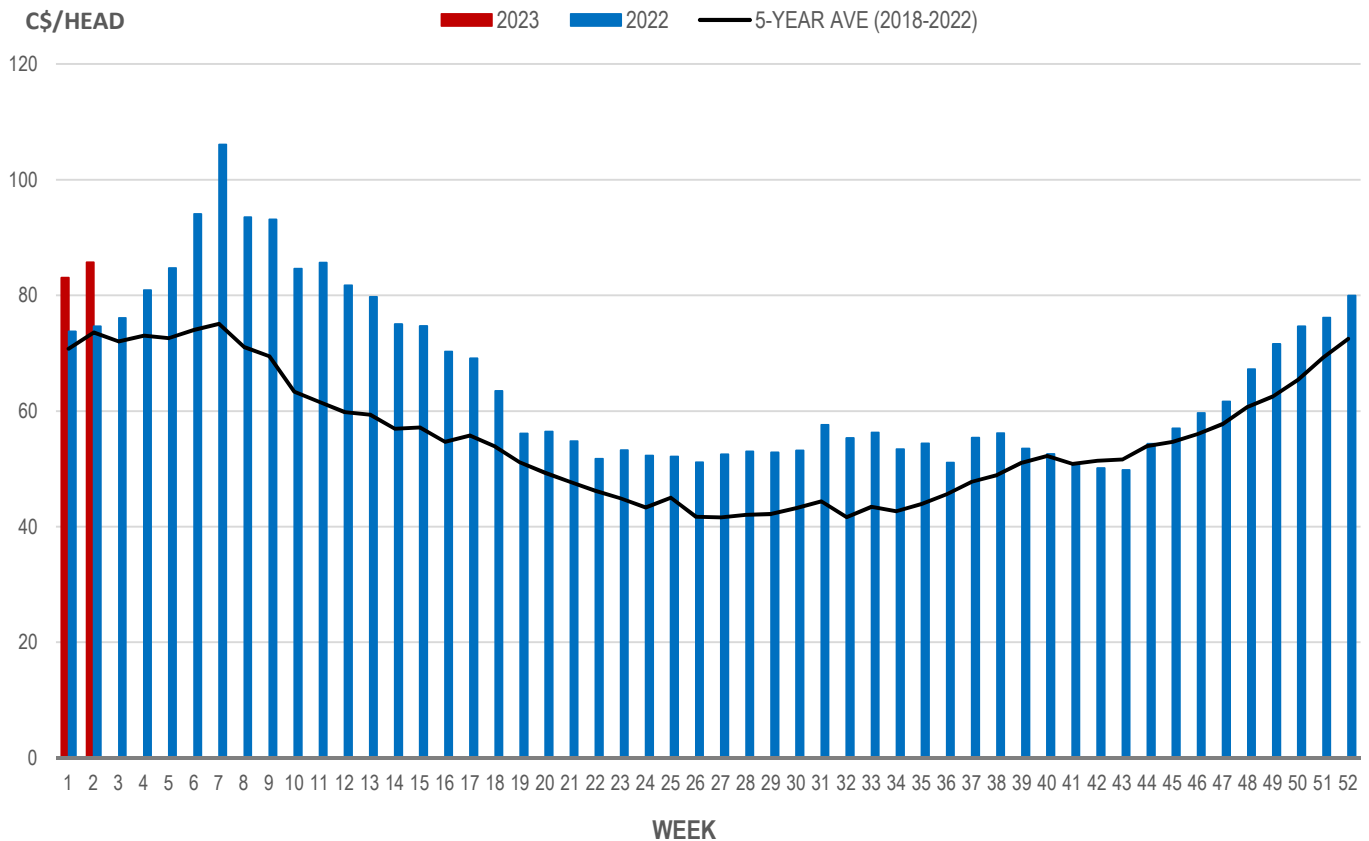
Source: Manitoba major processors

Weaning Pigs (U.S. Total Composite Weighted Average Price per Head)

	Formula and Cash Low, US\$/Head	Formula and Cash High, US\$/Head	Wtd Avg Price, US\$/Head	Wtd Avg Price, C\$/Head
Early Weaned (10-12 lb)	48.00	75.00	63.90	85.66
Feeder Pigs (40 lb)	79.00	87.00	81.81	109.67

Source: USDA, AMS

EARLY WEANED PIGS (U.S. TOTAL COMPOSITE WEIGHTED AVERAGE PRICE PER HEAD) WEEKLY



Source: USDA, AMS

Contact us

Go to manitoba.ca/agriculture and click on Markets and Statistics

Email us at industryintelligence@gov.mb.ca

Follow us on Twitter @MBGovAg