

## MANITOBA MARKETS

# Hog Prices



November 15, 2022

For definitions of how data is collected and calculated, please see

[MANITOBA MARKETS DEFINITIONS AND METHODOLOGIES](#)

### Exchange rates (Friday close)

1 US \$ = C \$1.3378

1 EURO = C \$1.3578

1 Yen = C \$0.00940

<https://www.bankofcanada.ca/rates/exchange/daily-exchange-rates/>

View the interactive hog dashboards for current and historical charts:

<https://www.gov.mb.ca/agriculture/markets-and-statistics/livestock-statistics/livestock-market-prices-current.html>

## Manitoba Weighted Average Carcass Prices (including premiums and discounts)

### All In Weights C\$/100 kg

Week	Week ending date	2022	2021	Change from Previous Week	Change from Previous Year
42	2022-10-21	248.56	211.03	2.3%	17.8%
43	2022-10-28	244.94	203.74	-1.5%	20.2%
44	2022-11-04	242.66	201.67	-0.9%	20.3%
45	2022-11-11	239.99	199.92	-1.1%	20.0%
<b>Four week average</b>		<b>244.04</b>	<b>204.09</b>	<b>-</b>	<b>19.6%</b>

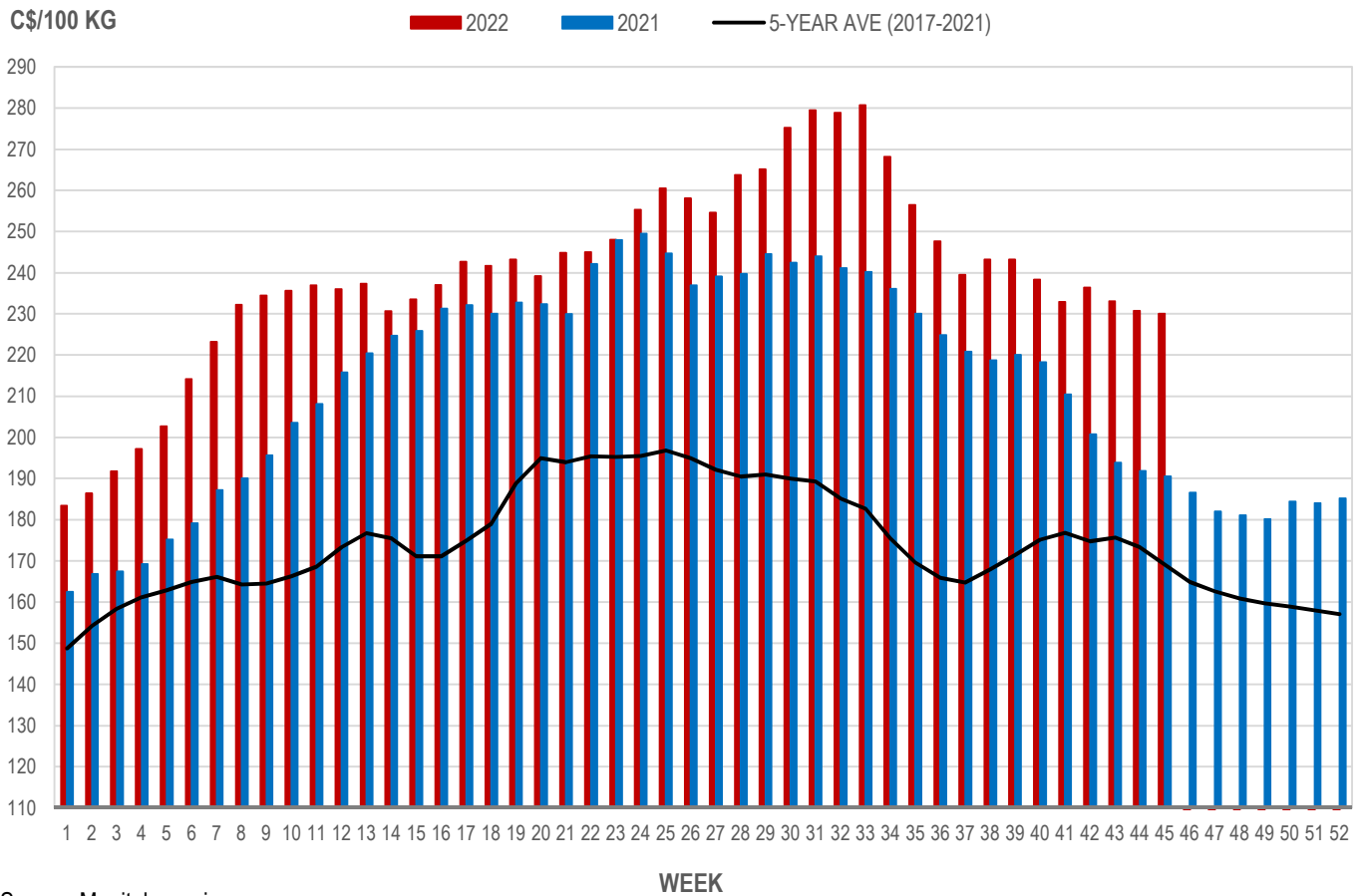
Source: Manitoba major processors.

### Index 100, C\$/100 kg

Week	Week ending date	2022	2021	Change from Previous Week	Change from Previous Year
42	2022-10-21	236.43	200.75	1.5%	17.8%
43	2022-10-28	233.11	193.83	-1.4%	20.3%
44	2022-11-04	230.76	191.88	-1.0%	20.3%
45	2022-11-11	230.00	190.56	-0.3%	20.7%
<b>Four week average</b>		<b>232.57</b>	<b>194.25</b>	<b>-</b>	<b>19.7%</b>

Source: Manitoba major processors.

### MANITOBA WEIGHTED AVERAGE INDEX 100 HOG PRICES WEEKLY



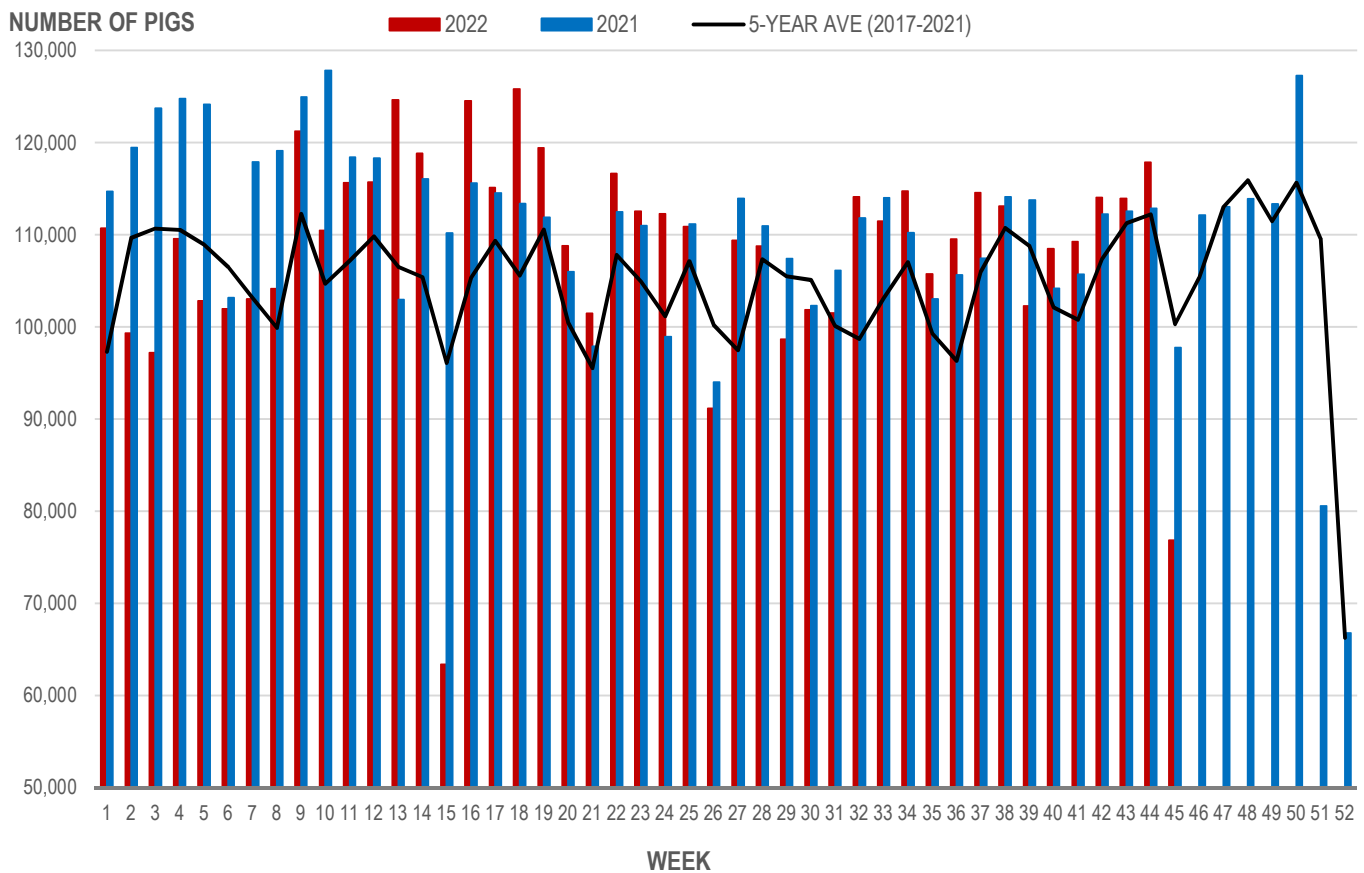
Source: Manitoba major processors

## Number of Pigs Processed by Major Processors

Week	Week ending date	2022	2021	Change from Previous Week	Change from Previous Year
42	2022-10-21	114,027	112,236	4.4%	1.6%
43	2022-10-28	113,927	112,542	-0.1%	1.2%
44	2022-11-04	117,862	112,846	3.5%	4.4%
45	2022-11-11	76,835	97,734	-34.8%	-21.4%
<b>Four week average</b>		<b>105,663</b>	<b>108,840</b>	<b>-</b>	<b>-2.9%</b>

Source: Manitoba major processors.

## NUMBER OF PIGS PROCESSED BY MAJOR PROCESSORS WEEKLY



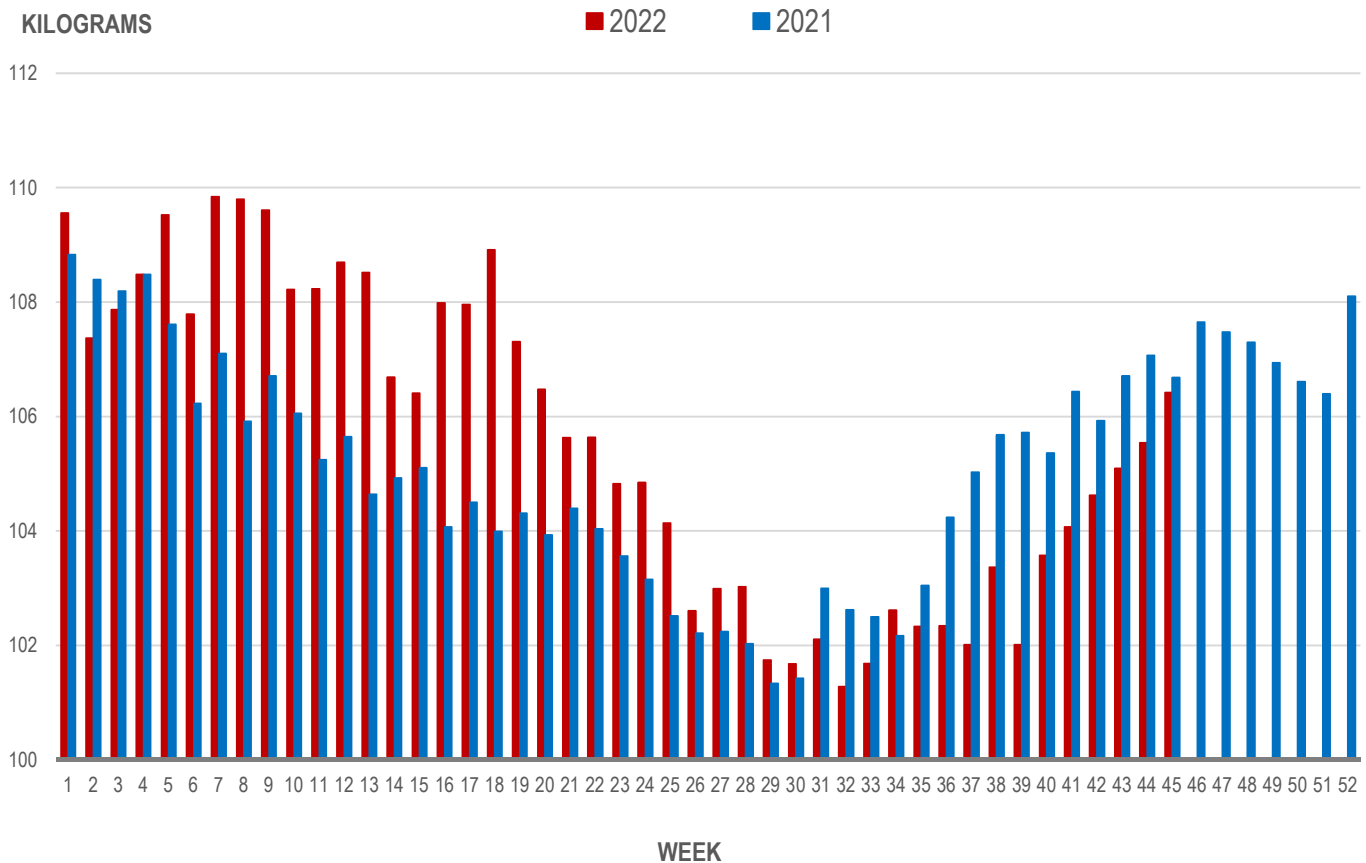
Source: Manitoba major processors

## Average Weight of Hogs Processed by Major Processors, Kg

Week	Week ending date	2022	2021	Change from Previous Week	Change from Previous Year
42	2022-10-21	104.62	105.92	0.5%	-1.2%
43	2022-10-28	105.09	106.71	0.4%	-1.5%
44	2022-11-04	105.54	107.07	0.4%	-1.4%
45	2022-11-11	106.42	106.68	0.8%	-0.2%
<b>Four week average</b>		<b>105.42</b>	<b>106.59</b>	<b>-</b>	<b>-1.1%</b>

Source: Manitoba major processors.

## AVERAGE WEIGHT OF HOGS PROCESSED BY MAJOR PROCESSORS WEEKLY



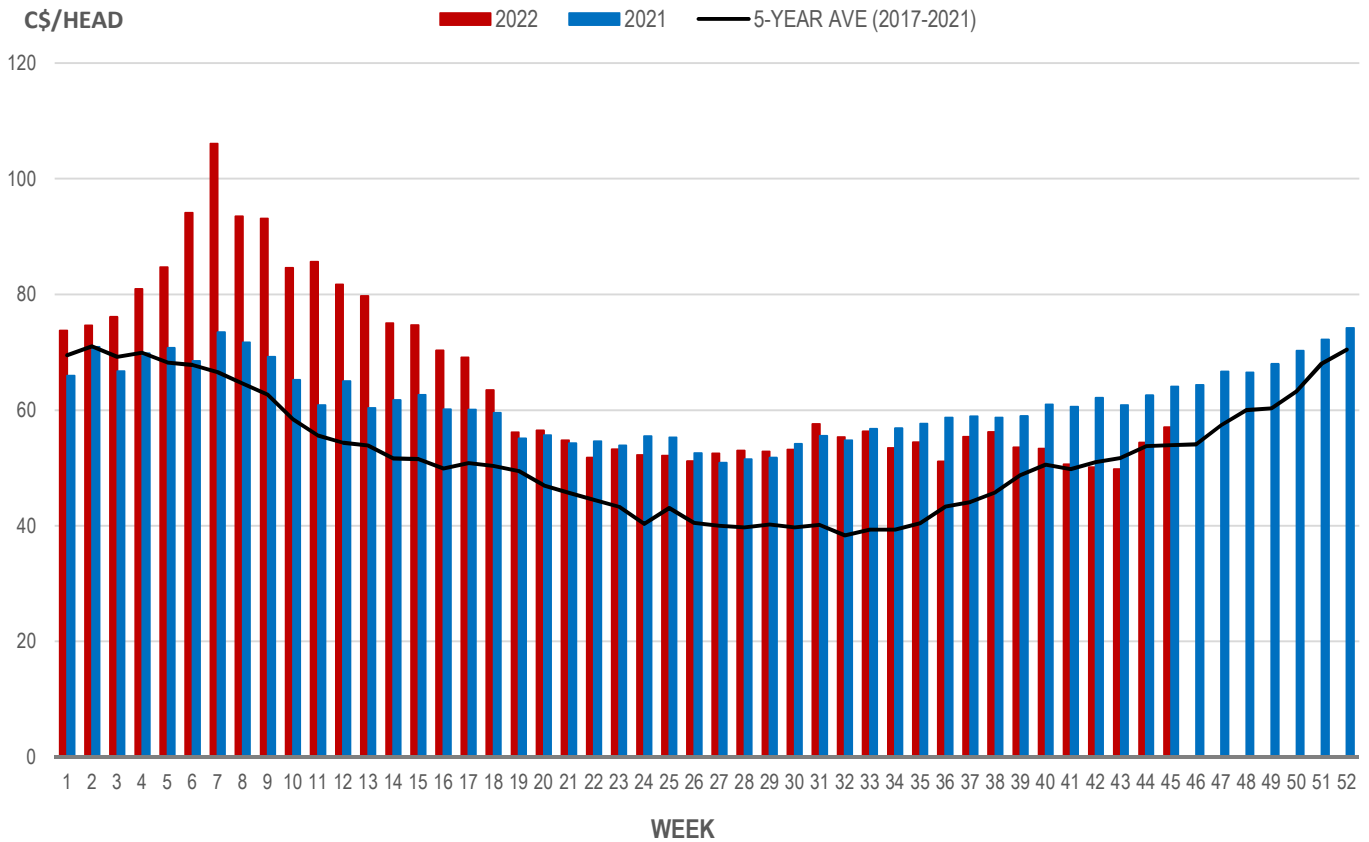
Source: Manitoba major processors

### Weaning Pigs (U.S. Total Composite Weighted Average Price per Head)

	Formula and Cash Low, US\$/Head	Formula and Cash High, US\$/Head	Wtd Avg Price, US\$/Head	Wtd Avg Price, C\$/Head
Early Weaned (10-12 lb)	27.00	53.00	42.60	56.99
Feeder Pigs (40 lb)	45.00	63.00	57.19	76.51

Source: USDA, AMS

### EARLY WEANED PIGS (U.S. TOTAL COMPOSITE WEIGHTED AVERAGE PRICE PER HEAD) WEEKLY



Source: USDA, AMS

### Contact us

Go to [manitoba.ca/agriculture](http://manitoba.ca/agriculture) and click on Markets and Statistics

Email us at [industryintelligence@gov.mb.ca](mailto:industryintelligence@gov.mb.ca)

Follow us on Twitter @MBGovAg