

Hog Prices



September 27, 2022

For definitions of how data is collected and calculated, please see

[MANITOBA MARKETS DEFINITIONS AND METHODOLOGIES](#)

Exchange rates (Friday close)

1 US \$ = C \$1.3570

1 EURO = C \$1.3187

1 Yen = C \$0.00948

<https://www.bankofcanada.ca/rates/exchange/daily-exchange-rates/>

View the interactive hog dashboards for current and historical charts:

<https://www.gov.mb.ca/agriculture/markets-and-statistics/livestock-statistics/livestock-market-prices-current.html>

Manitoba Weighted Average Carcass Prices (including premiums and discounts)

All In Weights C\$/100 kg

Week	Week ending date	2022	2021	Change from Previous Week	Change from Previous Year
35	2022-09-02	270.38	242.59	-4.1%	11.5%
36	2022-09-09	258.10	234.83	-4.5%	9.9%
37	2022-09-16	251.55	232.26	-2.5%	8.3%
38	2022-09-23	255.37	230.30	1.5%	10.9%
Four week average		258.85	235.00	-	10.2%

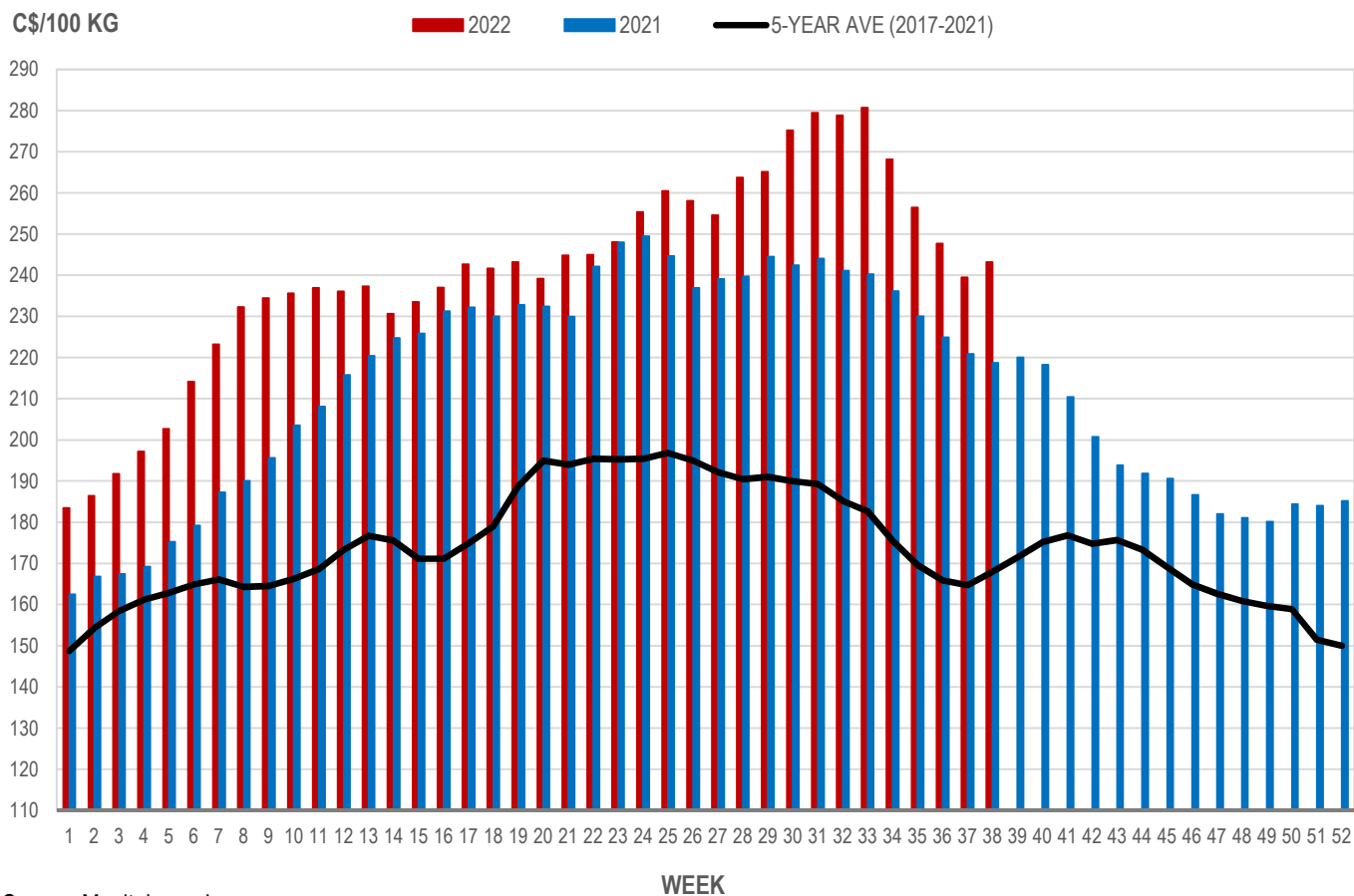
Source: Manitoba major processors.

Index 100, C\$/100 kg

Week	Week ending date	2022	2021	Change from Previous Week	Change from Previous Year
35	2022-09-02	256.46	230.02	-4.4%	11.5%
36	2022-09-09	247.66	224.91	-3.4%	10.1%
37	2022-09-16	239.48	220.88	-3.3%	8.4%
38	2022-09-23	243.19	218.73	1.5%	11.2%
Four week average		246.70	223.63	-	10.3%

Source: Manitoba major processors.

MANITOBA WEIGHTED AVERAGE INDEX 100 HOG PRICES WEEKLY



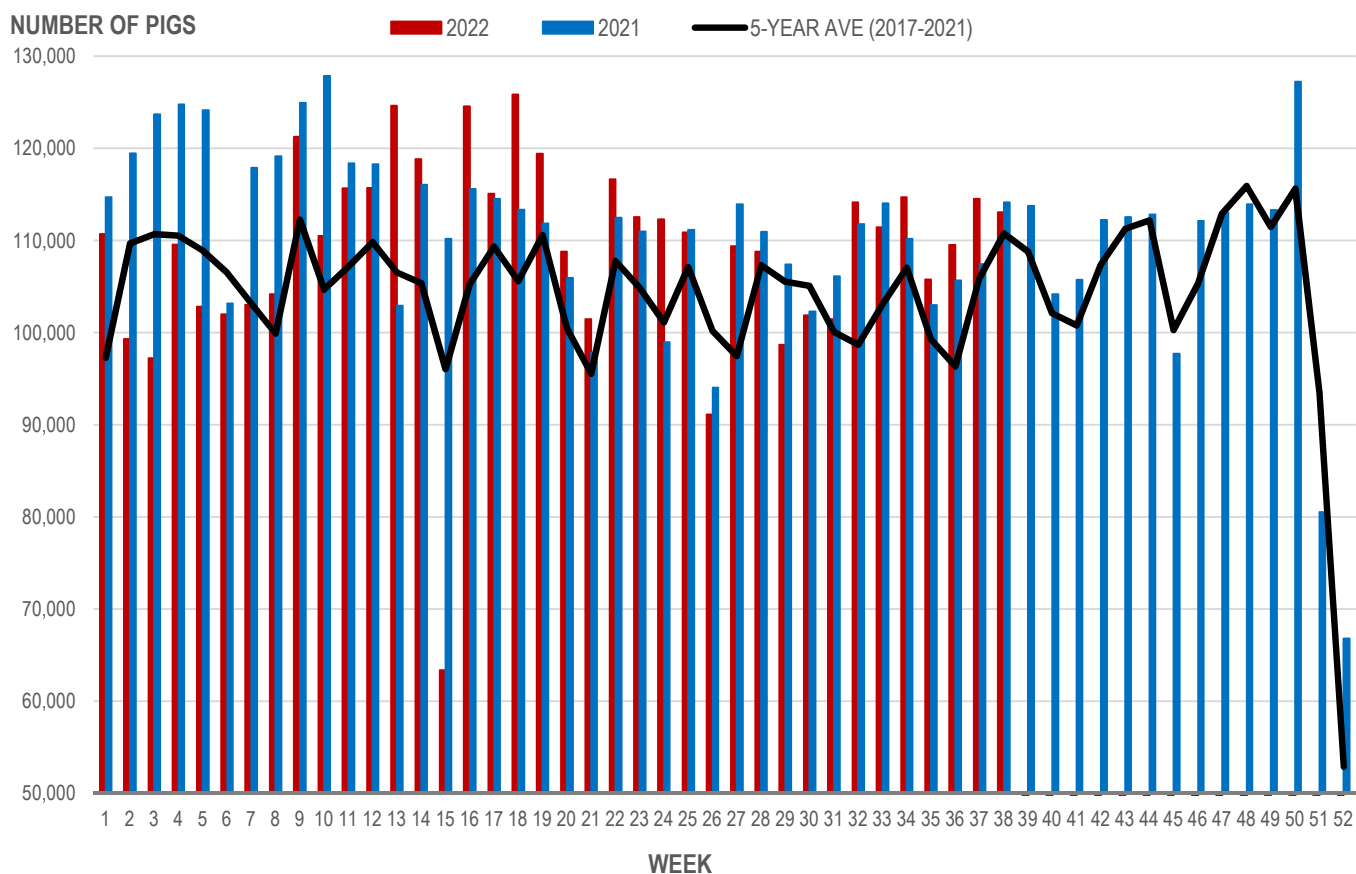
Source: Manitoba major processors

Number of Pigs Processed by Major Processors

Week	Week ending date	2022	2021	Change from Previous Week	Change from Previous Year
35	2022-09-02	105,750	103,003	-7.8%	2.7%
36	2022-09-09	109,521	105,638	3.6%	3.7%
37	2022-09-16	114,536	107,439	4.6%	6.6%
38	2022-09-23	113,086	114,125	-1.3%	-0.9%
Four week average		110,723	107,551	-	2.9%

Source: Manitoba major processors.

NUMBER OF PIGS PROCESSED BY MAJOR PROCESSORS WEEKLY



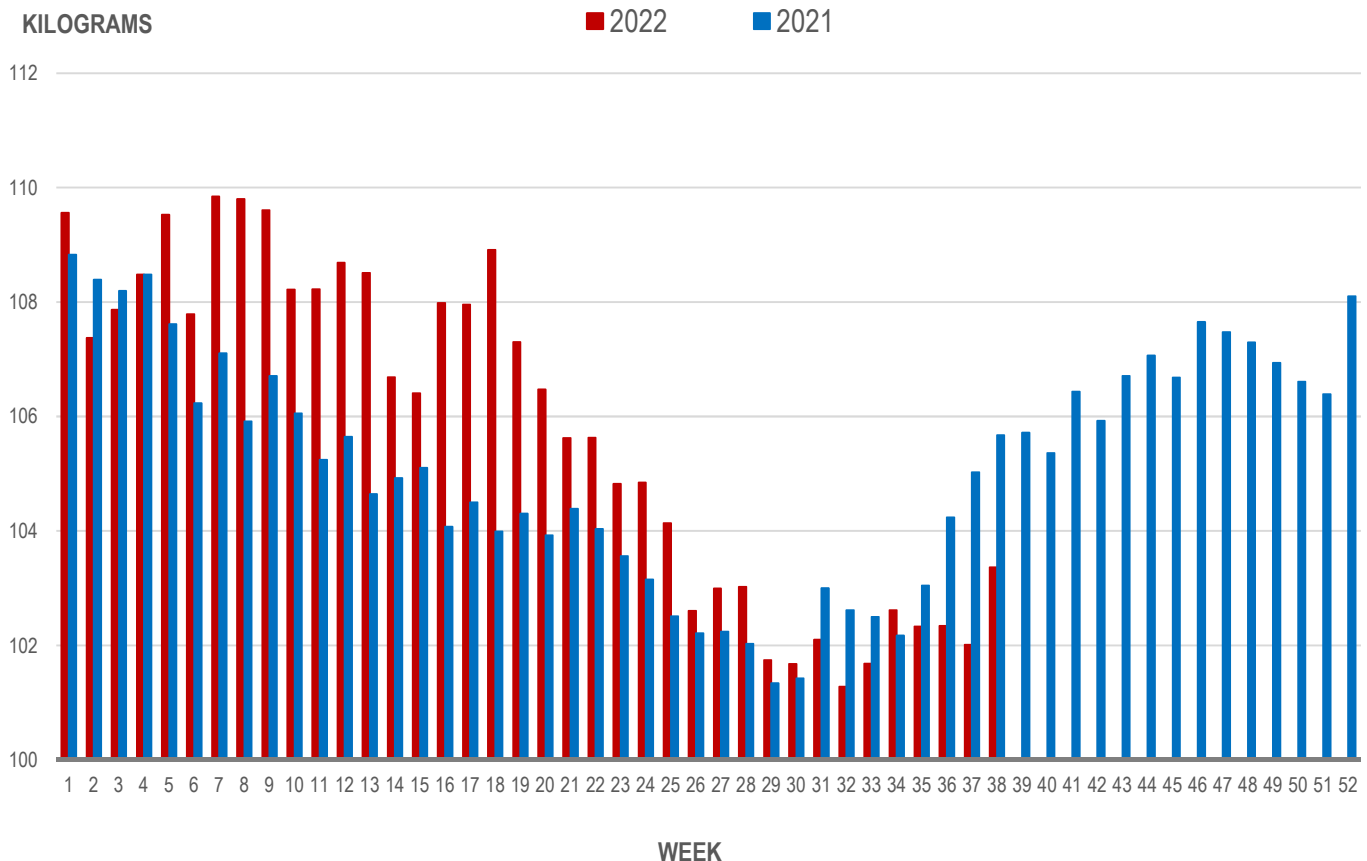
Source: Manitoba major processors

Average Weight of Hogs Processed by Major Processors, Kg

Week	Week ending date	2022	2021	Change from Previous Week	Change from Previous Year
35	2022-09-02	102.33	103.05	-0.3%	-0.7%
36	2022-09-09	102.34	104.24	0.0%	-1.8%
37	2022-09-16	102.01	105.02	-0.3%	-2.9%
38	2022-09-23	103.36	105.67	1.3%	-2.2%
Four week average		102.51	104.50	-	-1.9%

Source: Manitoba major processors.

AVERAGE WEIGHT OF HOGS PROCESSED BY MAJOR PROCESSORS WEEKLY



Source: Manitoba major processors

CME FUTURES PRICES, US\$/lb, Friday settle price

	LEAN HOG	Change *	PORK CUTOUT	Change *
Oct 2022	92.63	-4.28	101.75	-3.30
Dec 2022	82.80	-5.18	93.05	-5.00
Feb 2023	87.05	-4.60	96.23	-4.00
Apr 2023	92.48	-3.28	99.25	-3.20
May 2023	97.18	-2.28	103.28	-2.65
Jun 2023	102.98	-1.90	109.28	-1.95
Jul 2023	102.95	-1.63	108.03	-1.95
Aug 2023	101.88	-1.33	107.50	-1.95
Oct 2023	88.60	-1.10	98.30	-1.95
Dec 2023	82.00	-1.97	91.68	-1.95
Feb 2024	85.00	-1.97	93.20	-1.95

Source: CME

* Price change from previous week, US\$

MAPLE LEAF Sig #4 - Contract Prices Top of Range

	Sig #4 Price C\$/100 kg	Change *
Oct 2022	212.87	-5.10
Nov 2022	205.24	-4.39
Dec 2022	197.31	-4.54
Jan 2023	200.44	-3.23
Feb 2023	208.12	-3.08
Mar 2023	210.93	-0.06
Apr 2023	213.58	-6.92
May 2023	232.86	3.57
June 2023	233.34	3.58

Source: HAMs Marketing

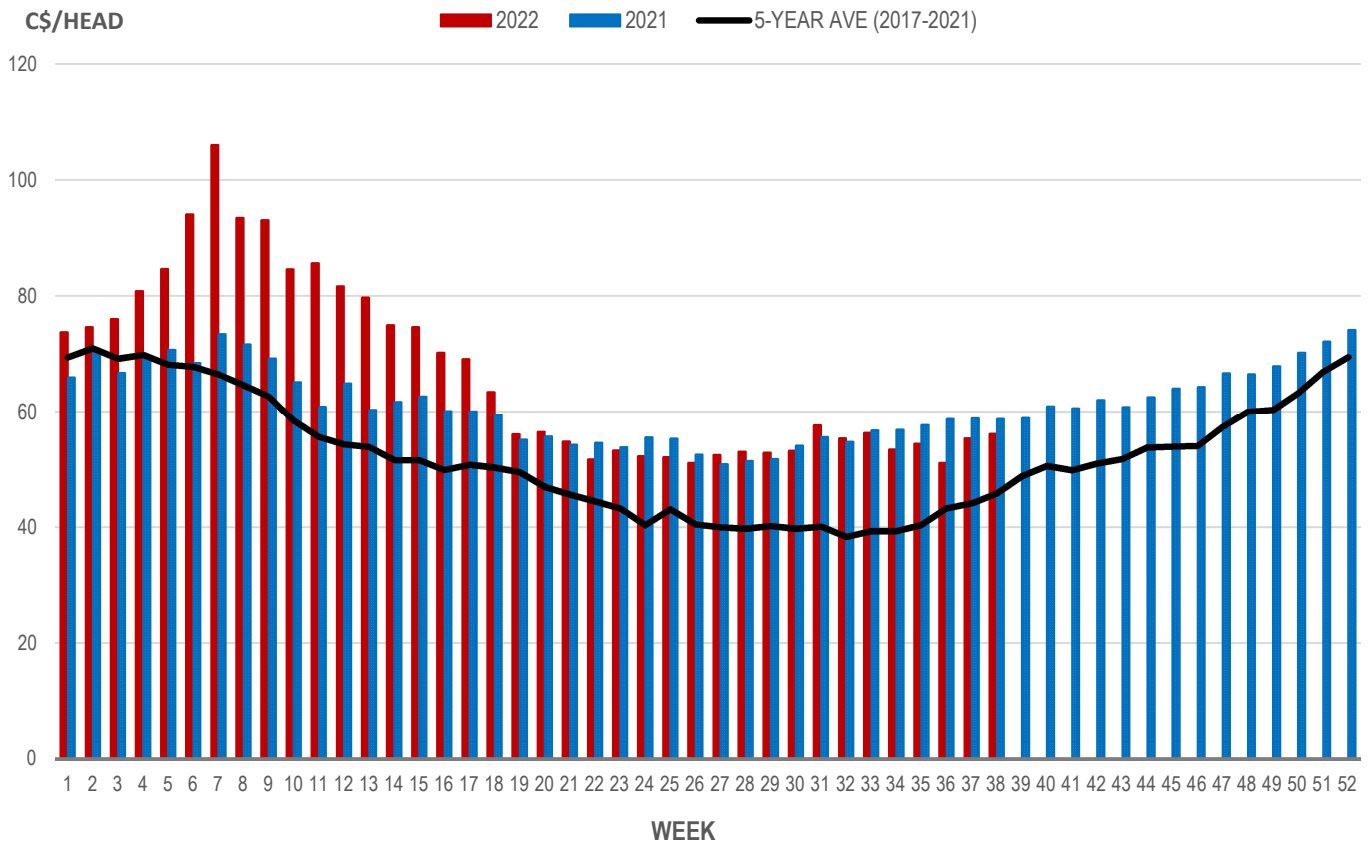
* Price change from previous week, C\$

Weaning Pigs (U.S. Total Composite Weighted Average Price per Head)

	Formula and Cash Low, US\$/Head	Formula and Cash High, US\$/Head	Wtd Avg Price, US\$/Head	Wtd Avg Price, C\$/Head
Early Weaned (10-12 lb)	20.00	53.26	41.39	56.17
Feeder Pigs (40 lb)	51.00	62.00	54.00	73.28

Source: USDA, AMS

EARLY WEANED PIGS (U.S. TOTAL COMPOSITE WEIGHTED AVERAGE PRICE PER HEAD) WEEKLY



Source: USDA, AMS

Contact us

Go to manitoba.ca/agriculture and click on Markets and Statistics

Email us at industryintelligence@gov.mb.ca

Follow us on Twitter @MBGovAg