

MANITOBA MARKETS

Hog Prices



August 23, 2022

For definitions of how data is collected and calculated, please see
[MANITOBA MARKETS DEFINITIONS AND METHODOLOGIES](#)

Exchange rates (Friday close)

1 US \$ = C \$1.2991

1 EURO = C \$1.3049

1 Yen = C \$0.00949

<https://www.bankofcanada.ca/rates/exchange/daily-exchange-rates/>

View the interactive hog dashboards for current and historical charts:

<https://www.gov.mb.ca/agriculture/markets-and-statistics/livestock-statistics/livestock-market-prices-current.html>

Manitoba Weighted Average Carcass Prices (including premiums and discounts)

All In Weights C\$/100 kg

Week	Week ending date	2022	2021	Change from Previous Week	Change from Previous Year
30	2022-07-29	289.75	255.07	4.4%	13.6%
31	2022-08-05	292.21	254.84	0.8%	14.7%
32	2022-08-12	292.67	253.23	0.2%	15.6%
33	2022-08-19	294.89	252.48	0.8%	16.8%
Four week average		292.38	253.91	-	15.2%

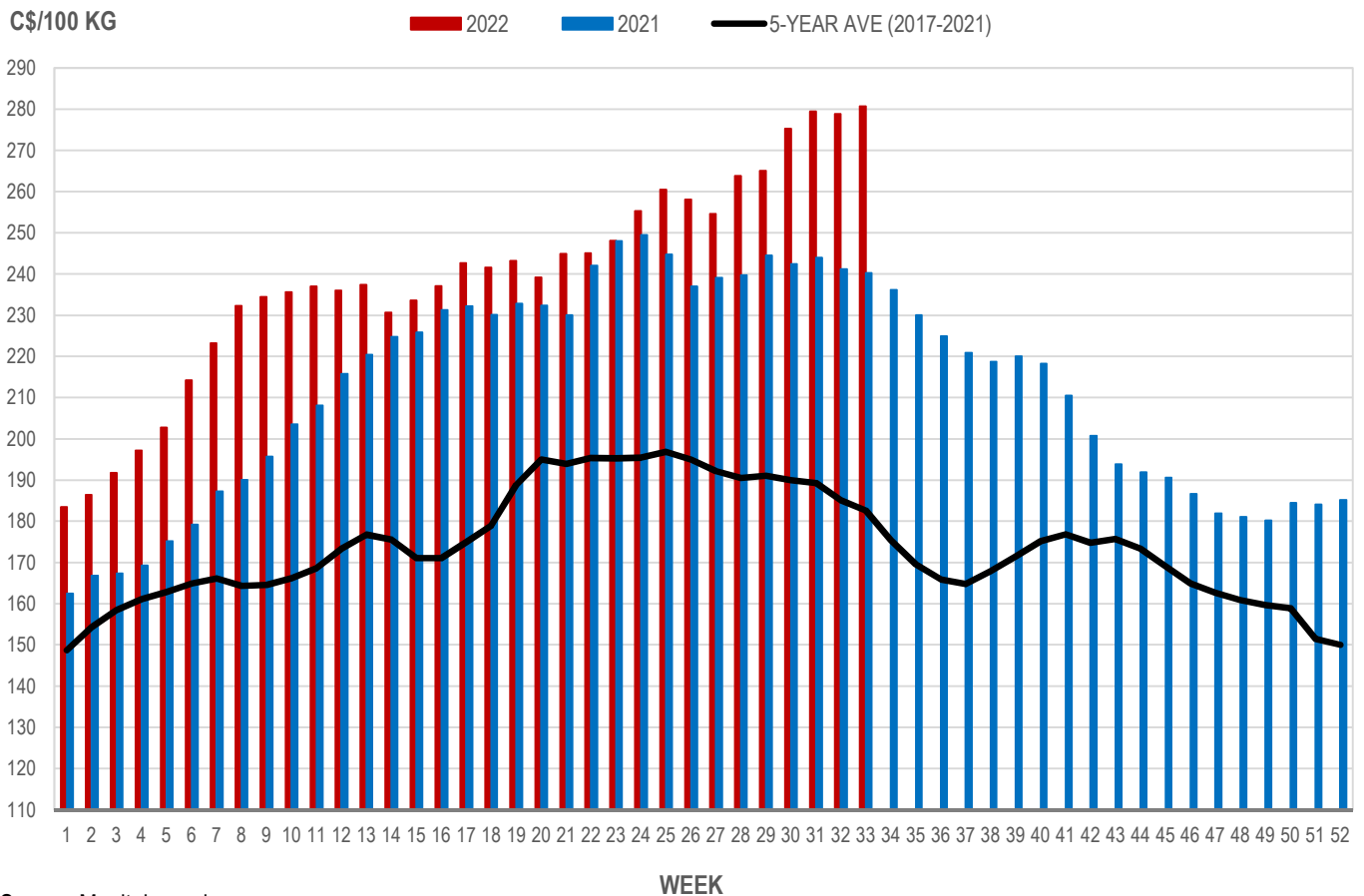
Source: Manitoba major processors.

Index 100, C\$/100 kg

Week	Week ending date	2022	2021	Change from Previous Week	Change from Previous Year
30	2022-07-29	275.22	242.42	3.8%	13.5%
31	2022-08-05	279.43	243.98	1.5%	14.5%
32	2022-08-12	278.83	241.12	-0.2%	15.6%
33	2022-08-19	280.70	240.23	0.7%	16.8%
Four week average		278.55	241.94	-	15.1%

Source: Manitoba major processors.

MANITOBA WEIGHTED AVERAGE INDEX 100 HOG PRICES WEEKLY



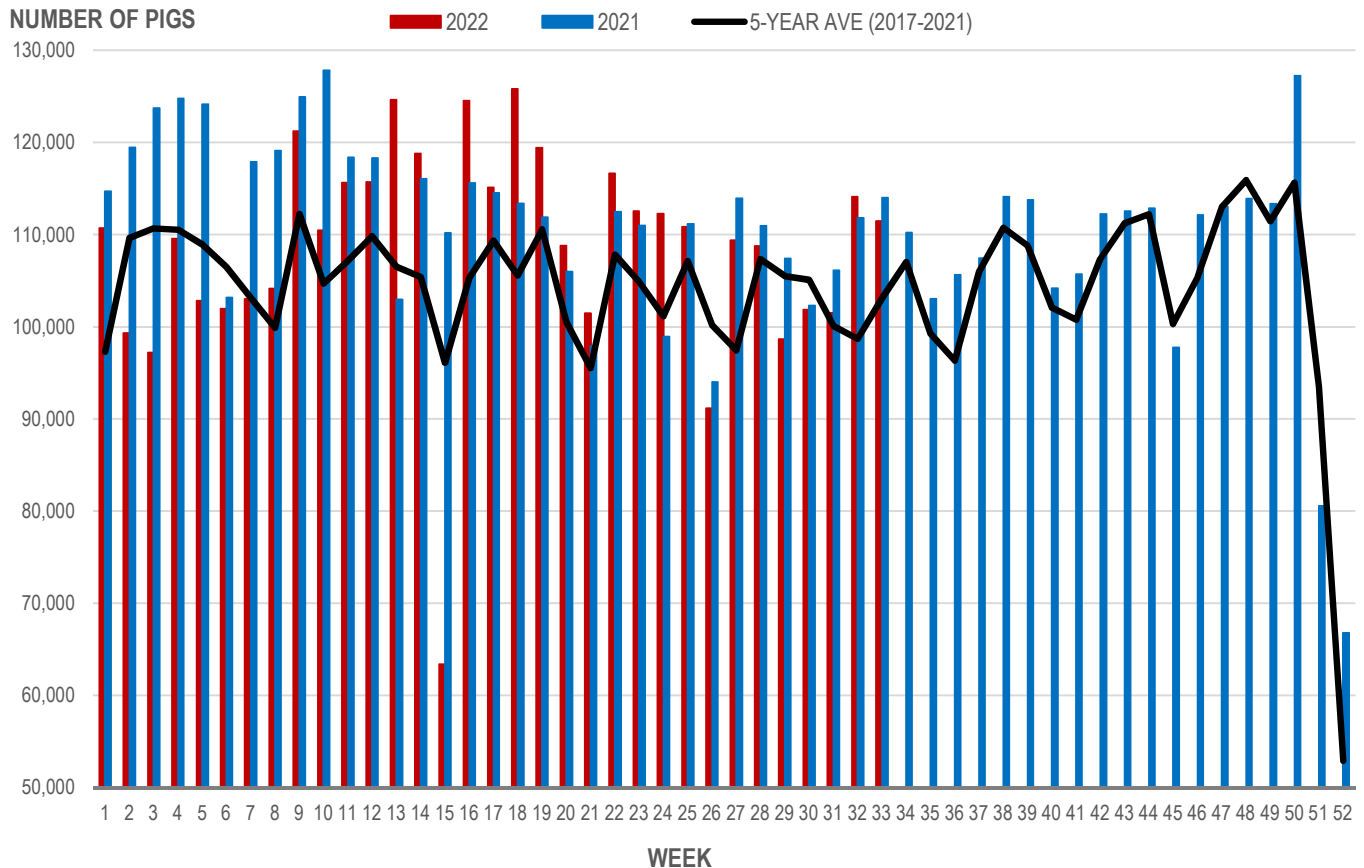
Source: Manitoba major processors

Number of Pigs Processed by Major Processors

Week	Week ending date	2022	2021	Change from Previous Week	Change from Previous Year
30	2022-07-29	101,873	102,298	3.2%	-0.4%
31	2022-08-05	101,472	106,126	-0.4%	-4.4%
32	2022-08-12	114,119	111,786	12.5%	2.1%
33	2022-08-19	111,453	114,009	-2.3%	-2.2%
Four week average		107,229	108,555	-	-1.2%

Source: Manitoba major processors.

NUMBER OF PIGS PROCESSED BY MAJOR PROCESSORS WEEKLY



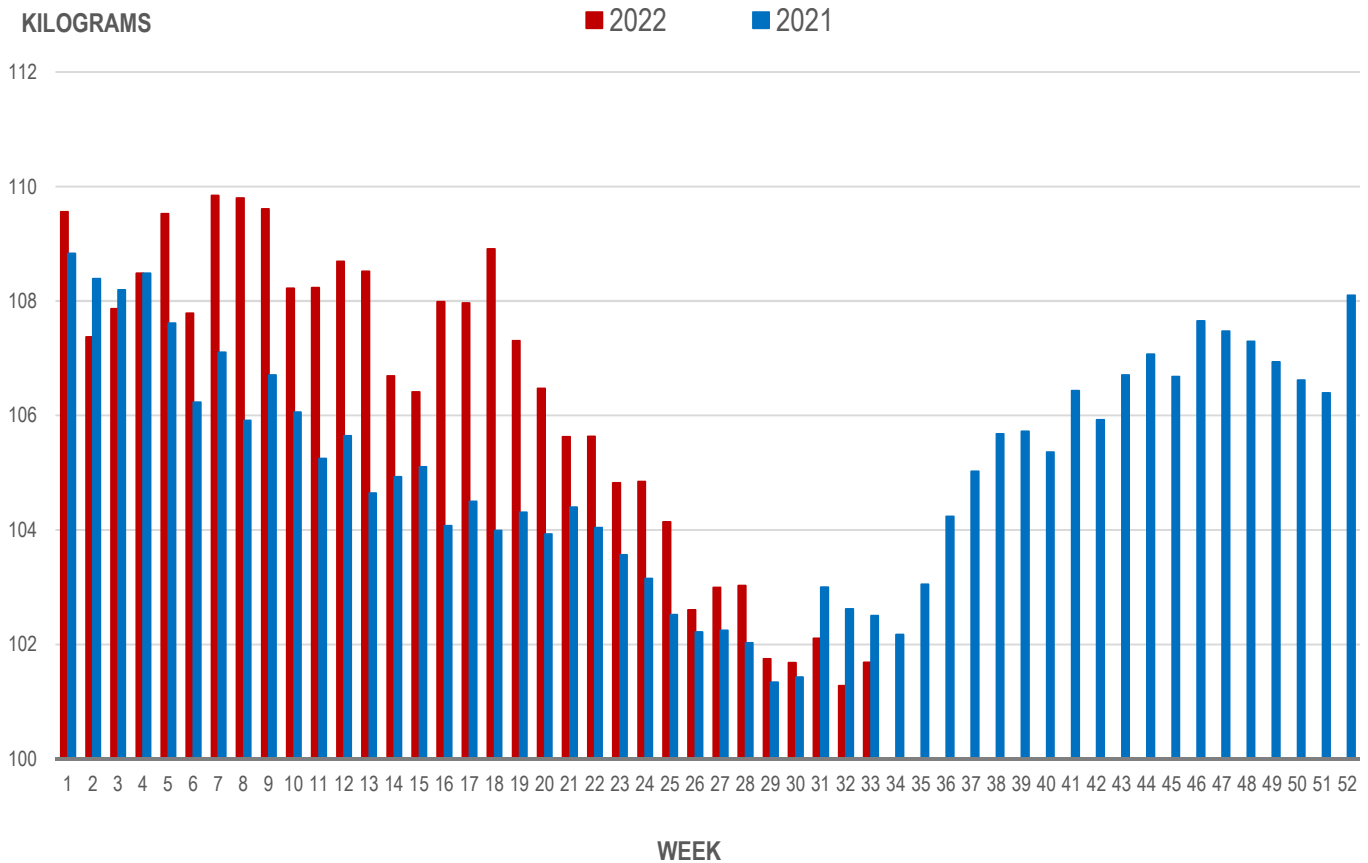
Source: Manitoba major processors

Average Weight of Hogs Processed by Major Processors, Kg

Week	Week ending date	2022	2021	Change from Previous Week	Change from Previous Year
30	2022-07-29	101.68	101.42	-0.1%	0.3%
31	2022-08-05	102.10	103.00	0.4%	-0.9%
32	2022-08-12	101.28	102.62	-0.8%	-1.3%
33	2022-08-19	101.68	102.50	0.4%	-0.8%
Four week average		101.68	102.38	-	-0.7%

Source: Manitoba major processors.

AVERAGE WEIGHT OF HOGS PROCESSED BY MAJOR PROCESSORS WEEKLY



Source: Manitoba major processors

CME FUTURES PRICES, US\$/lb, Friday settle price

	LEAN HOG	Change *	PORK CUTOUT	Change *
Oct 2022	93.13	-6.90	104.10	-5.88
Dec 2022	84.15	-6.22	94.80	-5.55
Feb 2023	87.03	-5.72	96.48	-5.40
Apr 2023	90.55	-4.63	97.75	-4.53
May 2023	94.20	-4.45	100.95	-4.20
Jun 2023	99.03	-4.05	105.48	-3.88
Jul 2023	98.83	-3.70	104.23	-3.88
Aug 2023	97.08	-3.40	103.70	-3.88
Oct 2023	83.58	-4.27	94.50	-3.88
Dec 2023	78.73	-3.03	87.88	-3.88
feb 2024	81.10	NA	89.40	NA

Source: CME

* Price change from previous week, US\$

MAPLE LEAF Sig #4 - Contract Prices Top of Range

	Sig #4 Price C\$/100 kg	Change *
Sep 2022	203.26	-16.36
Oct 2022	206.75	-16.48
Nov 2022	196.53	-14.78
Dec 2022	189.15	-13.08
Jan 2023	189.63	-10.71
Feb 2023	196.98	-10.85
Mar 2023	196.59	-7.20
Apr 2023	206.21	-6.51
May 2023	213.75	NA

Source: HAMs Marketing

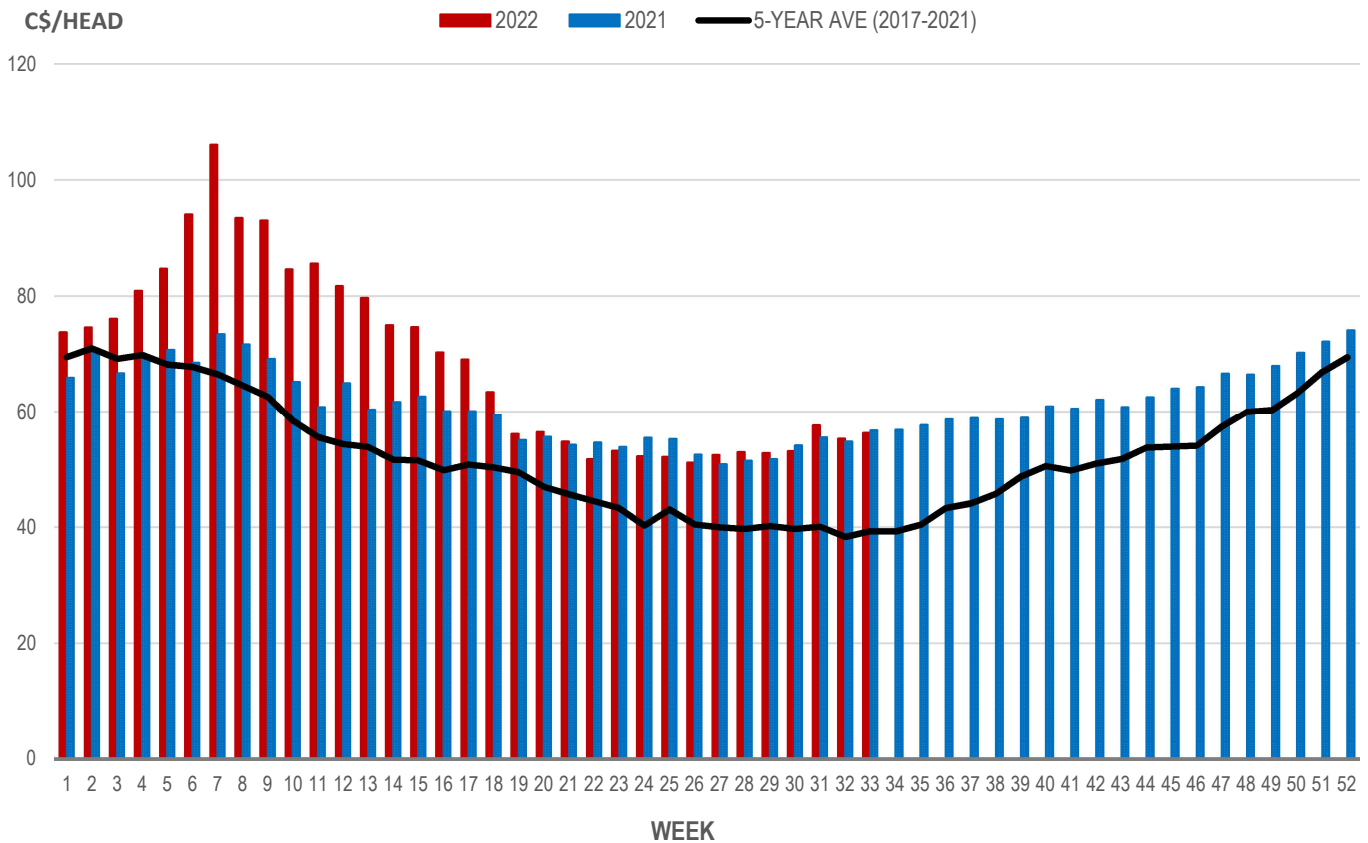
* Price change from previous week, C\$

Weaning Pigs (U.S. Total Composite Weighted Average Price per Head)

	Formula and Cash Low, US\$/Head	Formula and Cash High, US\$/Head	Wtd Avg Price, US\$/Head	Wtd Avg Price, C\$/Head
Early Weaned (10-12 lb)	20.00	52.07	43.35	56.32
Feeder Pigs (40 lb)	57.00	73.00	67.87	88.17

Source: USDA, AMS

EARLY WEANED PIGS (U.S. TOTAL COMPOSITE WEIGHTED AVERAGE PRICE PER HEAD) WEEKLY



Source: USDA, AMS

Contact us

Go to manitoba.ca/agriculture and click on Markets and Statistics

Email us at industryintelligence@gov.mb.ca

Follow us on Twitter @MBGovAg