

MANITOBA MARKETS

Hog Prices



July 12, 2022

For definitions of how data is collected and calculated, please see

[MANITOBA MARKETS DEFINITIONS AND METHODOLOGIES](#)

Exchange rates (Friday close)

1 US \$ = C \$1.2968

1 EURO = C \$1.3184

1 Yen = C \$0.00952

<https://www.bankofcanada.ca/rates/exchange/daily-exchange-rates/>

View the interactive hog dashboards for current and historical charts:

<https://www.gov.mb.ca/agriculture/markets-and-statistics/livestock-statistics/livestock-market-prices-current.html>

Manitoba Weighted Average Carcass Prices (including premiums and discounts)

All In Weights C\$/100 kg

Week	Week ending date	2022	2021	Change from Previous Week	Change from Previous Year
24	2022-06-17	267.68	261.53	2.9%	2.4%
25	2022-06-24	272.99	257.42	2.0%	6.0%
26	2022-07-01	270.95	248.16	-0.7%	9.2%
27	2022-07-08	267.06	251.46	-1.4%	6.2%
Four week average		269.67	254.64	-	5.9%

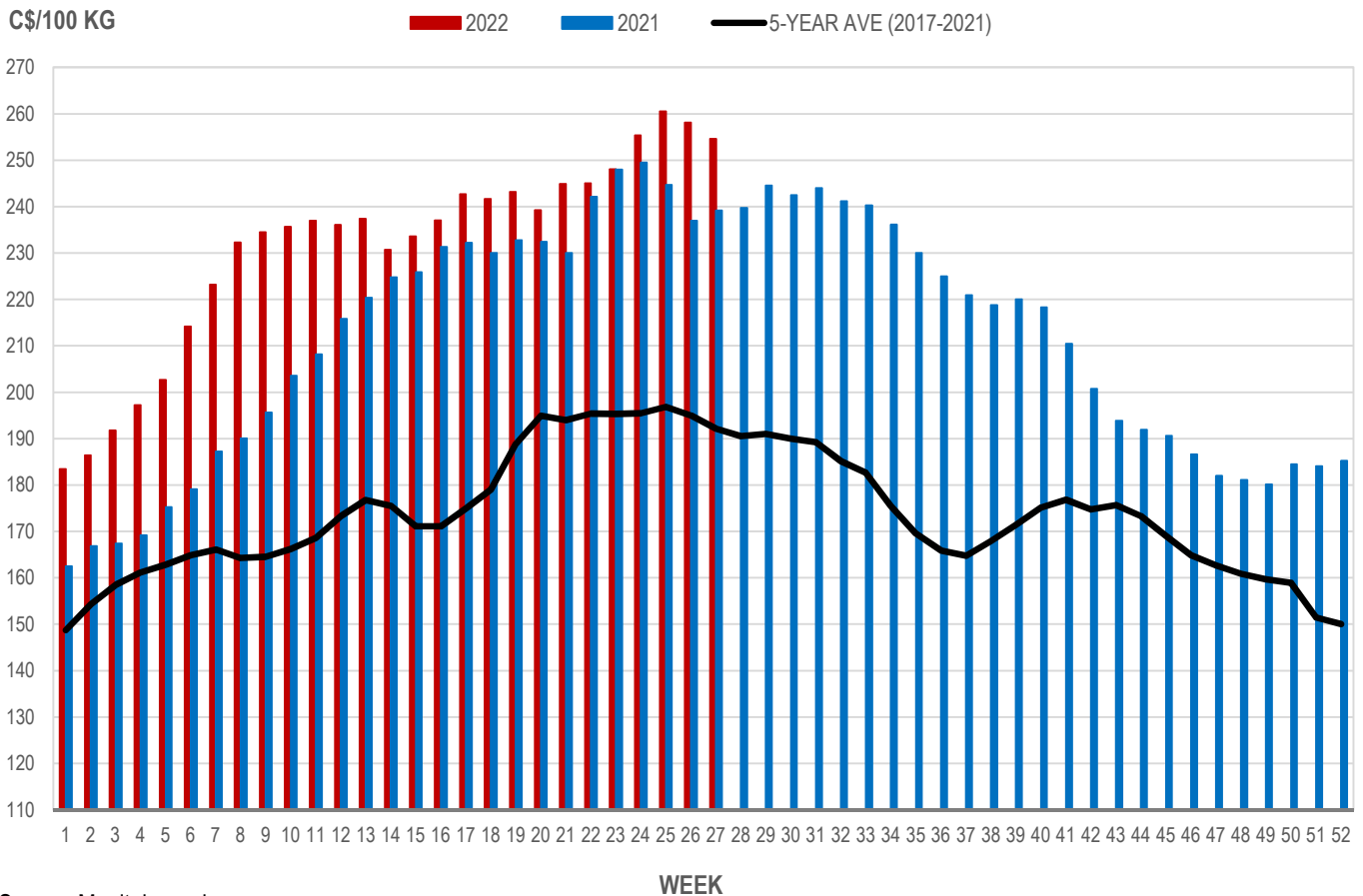
Source: Manitoba major processors.

Index 100, C\$/100 kg

Week	Week ending date	2022	2021	Change from Previous Week	Change from Previous Year
24	2022-06-17	255.28	249.47	2.9%	2.3%
25	2022-06-24	260.48	244.68	2.0%	6.5%
26	2022-07-01	258.06	236.96	-0.9%	8.9%
27	2022-07-08	254.54	239.10	-1.4%	6.5%
Four week average		257.09	242.55	-	6.0%

Source: Manitoba major processors.

MANITOBA WEIGHTED AVERAGE INDEX 100 HOG PRICES WEEKLY



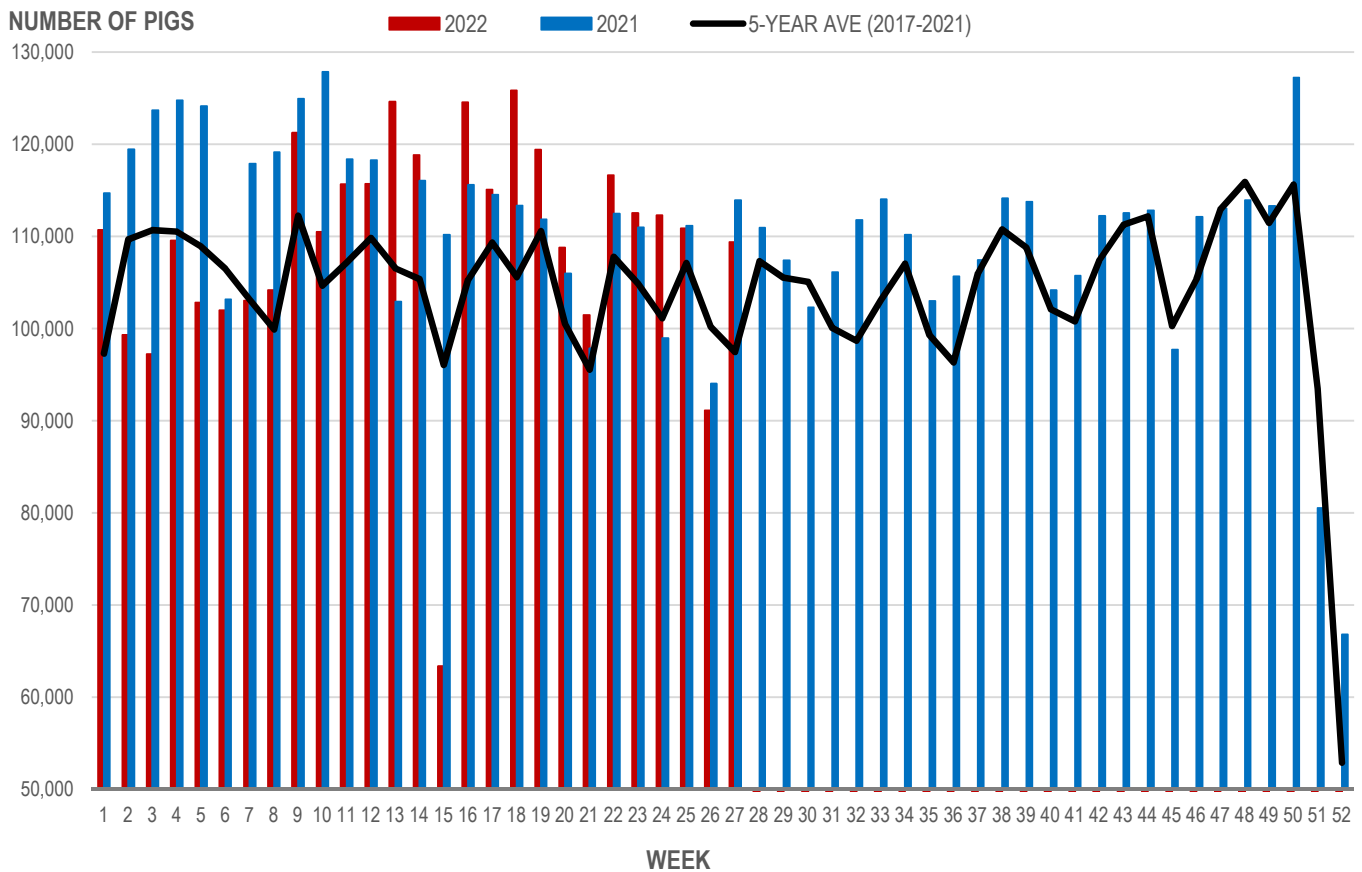
Source: Manitoba major processors

Number of Pigs Processed by Major Processors

Week	Week ending date	2022	2021	Change from Previous Week	Change from Previous Year
24	2022-06-17	112,273	98,946	-0.2%	13.5%
25	2022-06-24	110,860	111,155	-1.3%	-0.3%
26	2022-07-01	91,130	94,007	-17.8%	-3.1%
27	2022-07-08	109,382	113,932	20.0%	-4.0%
Four week average		105,911	104,510	-	1.3%

Source: Manitoba major processors.

NUMBER OF PIGS PROCESSED BY MAJOR PROCESSORS WEEKLY



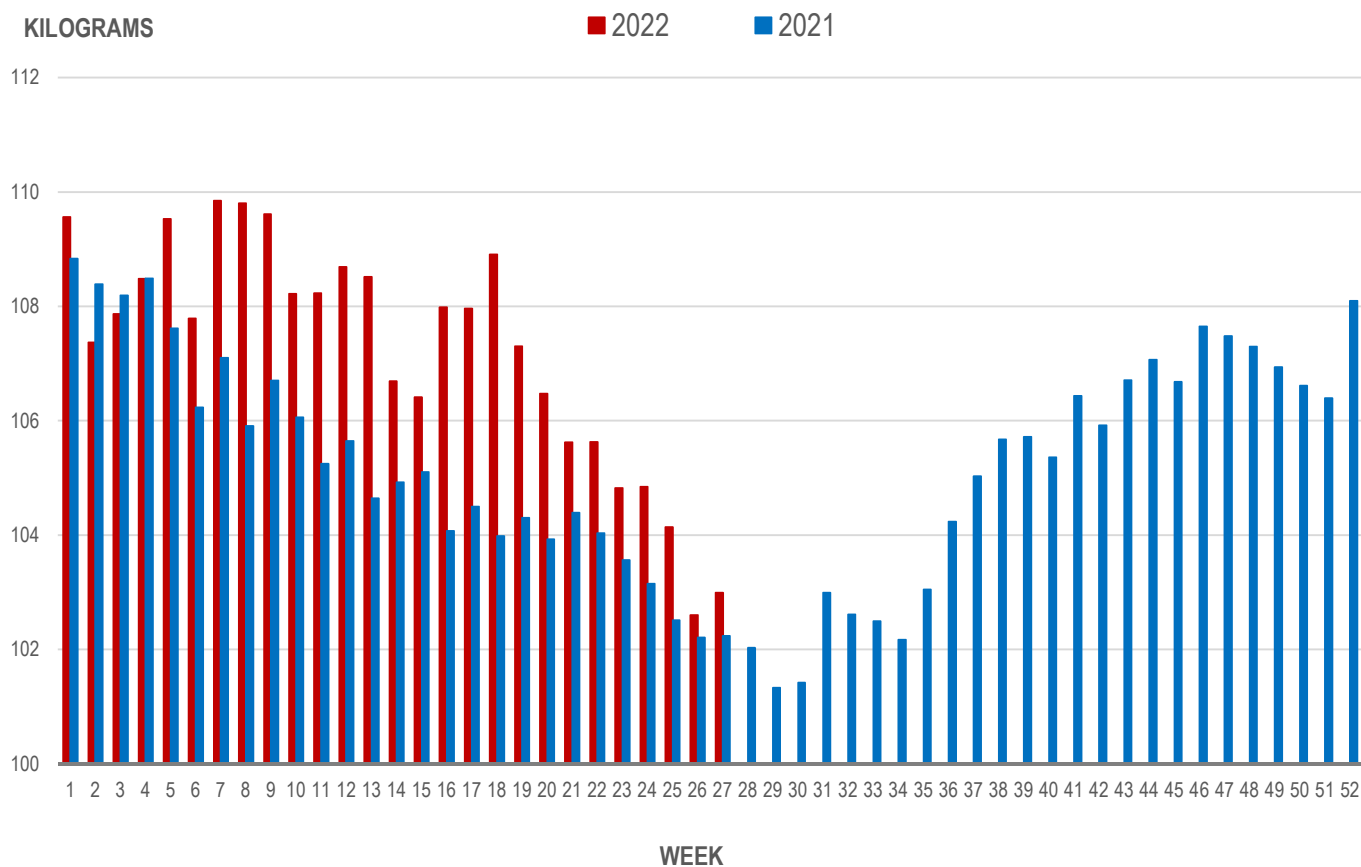
Source: Manitoba major processors

Average Weight of Hogs Processed by Major Processors, Kg

Week	Week ending date	2022	2021	Change from Previous Week	Change from Previous Year
24	2022-06-17	104.84	103.15	0.0%	1.6%
25	2022-06-24	104.14	102.51	-0.7%	1.6%
26	2022-07-01	102.60	102.21	-1.5%	0.4%
27	2022-07-08	102.99	102.24	0.4%	0.7%
Four week average		103.64	102.53	-	1.1%

Source: Manitoba major processors.

AVERAGE WEIGHT OF HOGS PROCESSED BY MAJOR PROCESSORS WEEKLY



Source: Manitoba major processors

CME FUTURES PRICES, US\$/lb, Friday settle price

	LEAN HOG	Change *	PORK CUTOUT	Change *
July 2022	112.85	3.25	112.80	2.05
Aug 2022	109.18	6.20	112.73	4.52
Oct 2022	94.00	5.08	105.83	5.25
Dec 2022	85.75	2.78	97.10	3.40
Feb 2023	88.48	0.92	97.38	1.25
Apr 2023	91.60	0.25	99.15	0.45
May 2023	94.85	0.27	101.83	0.60
Jun 2023	99.88	0.38	108.53	0.60
Jul 2023	99.43	0.00	107.28	0.60
Aug 2023	97.30	-0.45	106.75	0.60
Oct 2023	84.60	-0.40	97.55	0.60
Dec 2023	78.70	-0.20	90.93	0.60

Source: CME

* Price change from previous week, US\$

MAPLE LEAF Sig #4 - Contract Prices Top of Range

	Sig #4 Price C\$/100 kg	Change *
Aug 2022	240.90	10.60
Sep 2022	213.63	8.50
Oct 2022	208.49	8.76
Nov 2022	201.95	5.42
Dec 2022	192.97	5.38
Jan 2023	192.26	1.44
Feb 2023	199.63	1.49
Mar 2023	196.59	-0.80

Source: HAMs Marketing

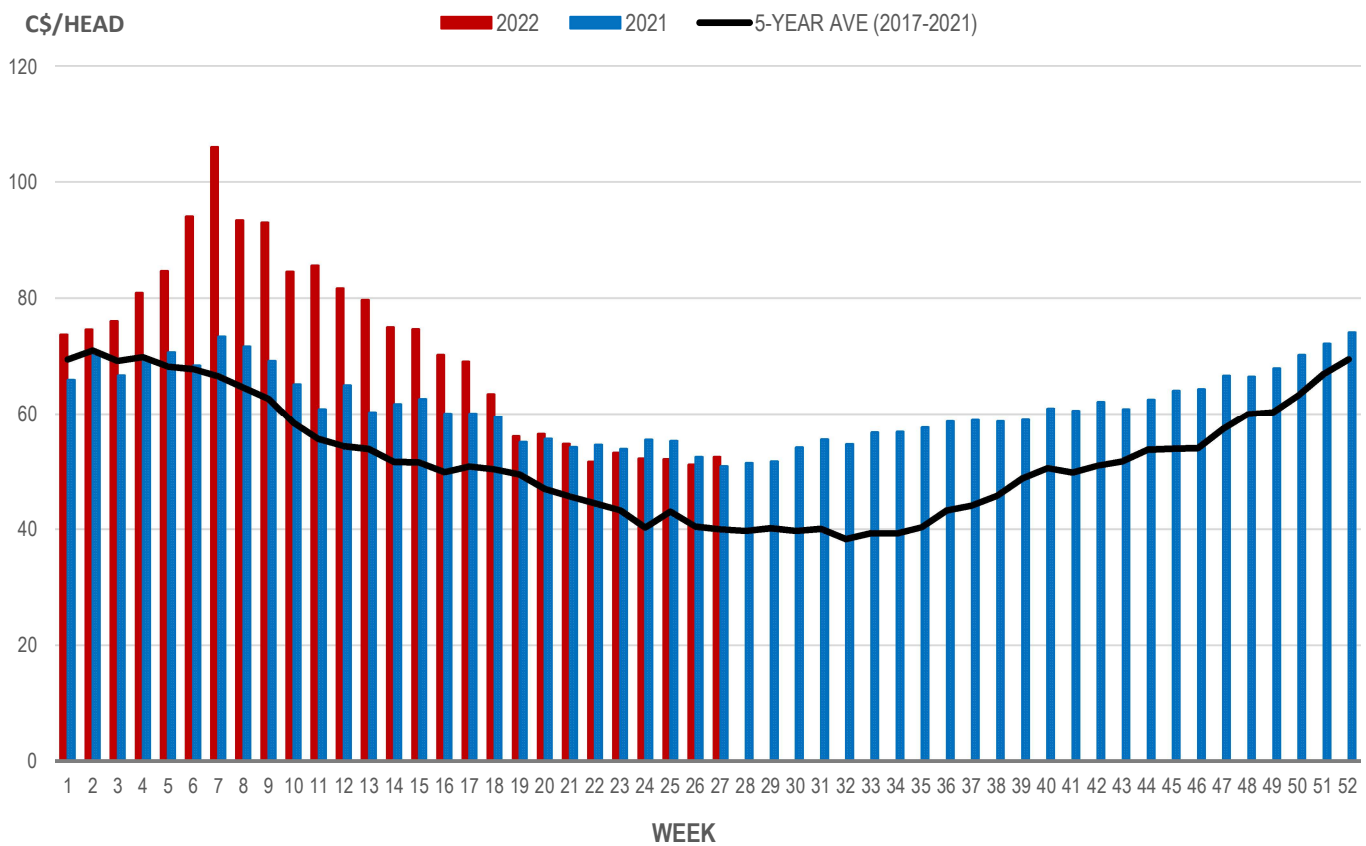
* Price change from previous week, C\$

Weaning Pigs (U.S. Total Composite Weighted Average Price per Head)

	Formula and Cash Low, US\$/Head	Formula and Cash High, US\$/Head	Wtd Avg Price, US\$/Head	Wtd Avg Price, C\$/Head
Early Weaned (10-12 lb)	34.03	48.19	40.48	52.49
Feeder Pigs (40 lb)	65.00	71.00	69.43	90.04

Source: USDA, AMS

EARLY WEANED PIGS (U.S. TOTAL COMPOSITE WEIGHTED AVERAGE PRICE PER HEAD) WEEKLY



Source: USDA, AMS

Contact us

Go to manitoba.ca/agriculture and click on Markets and Statistics

Email us at industryintelligence@gov.mb.ca

Follow us on Twitter @MBGovAg