

MANITOBA MARKETS

Hog Prices



June 7, 2022

For definitions of how data is collected and calculated, please see

[MANITOBA MARKETS DEFINITIONS AND METHODOLOGIES](#)

Exchange rates (Friday close)

1 US \$ = C \$1.2579

1 EURO = C \$1.3489

1 Yen = C \$0.00962

<https://www.bankofcanada.ca/rates/exchange/daily-exchange-rates/>

View the interactive hog dashboards for current and historical charts:

<https://www.gov.mb.ca/agriculture/markets-and-statistics/livestock-statistics/livestock-market-prices-current.html>

Manitoba Weighted Average Carcass Prices (including premiums and discounts)

All In Weights C\$/100 kg

Week	Week ending date	2022	2021	Change from Previous Week	Change from Previous Year
19	2022-05-13	255.27	245.24	1.1%	4.1%
20	2022-05-20	252.37	245.72	-1.1%	2.7%
21	2022-05-27	256.18	241.42	1.5%	6.1%
22	2022-06-03	257.42	254.71	0.5%	1.1%
Four week average		255.31	246.77	-	3.5%

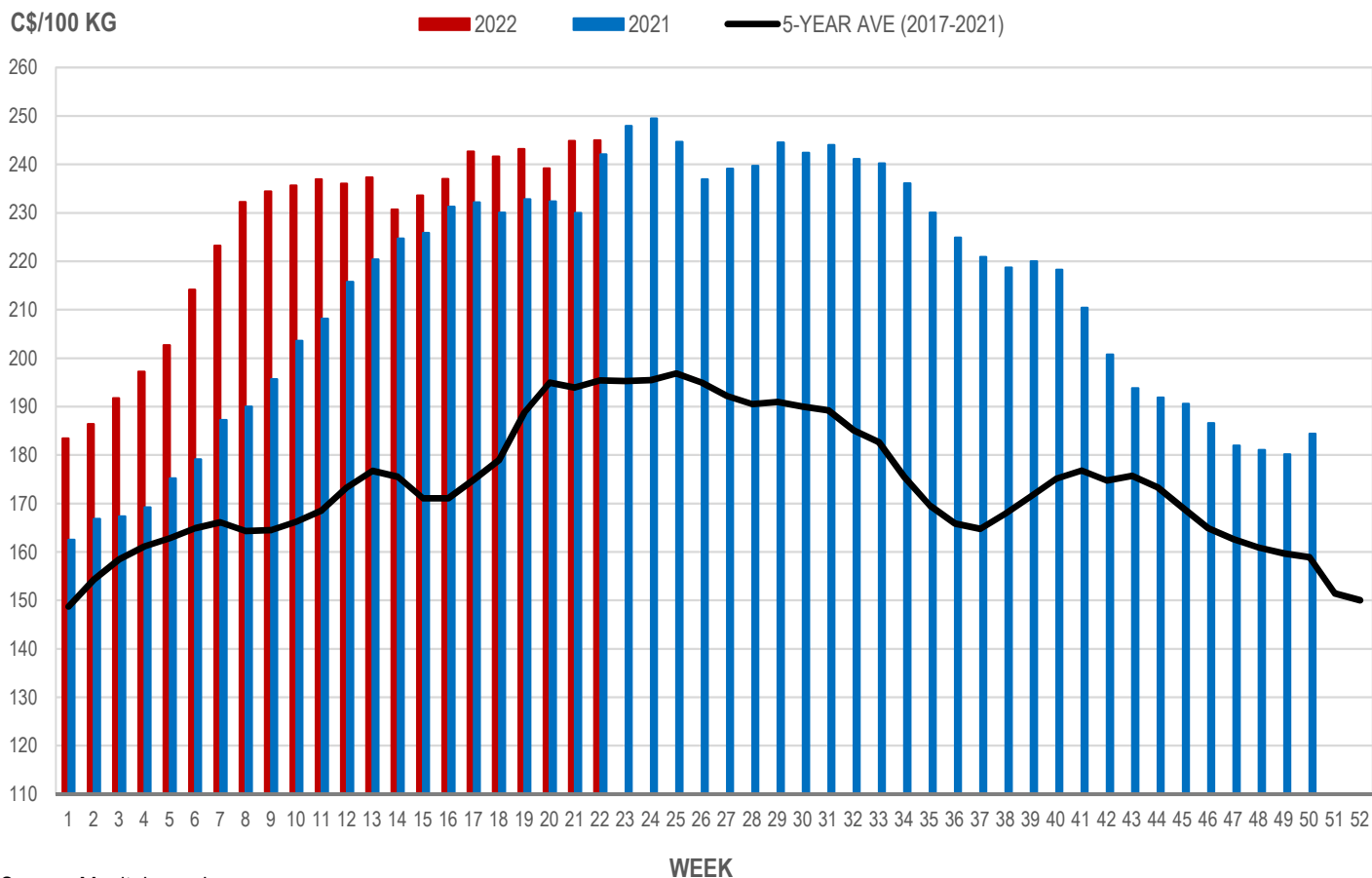
Source: Manitoba major processors.

Index 100, C\$/100 kg

Week	Week ending date	2022	2021	Change from Previous Week	Change from Previous Year
19	2022-05-13	243.17	232.79	0.6%	4.5%
20	2022-05-20	239.17	232.36	-1.6%	2.9%
21	2022-05-27	244.85	229.97	2.4%	6.5%
22	2022-06-03	245.00	242.08	0.1%	1.2%
Four week average		243.05	234.30	-	3.7%

Source: Manitoba major processors.

MANITOBA WEIGHTED AVERAGE INDEX 100 HOG PRICES WEEKLY



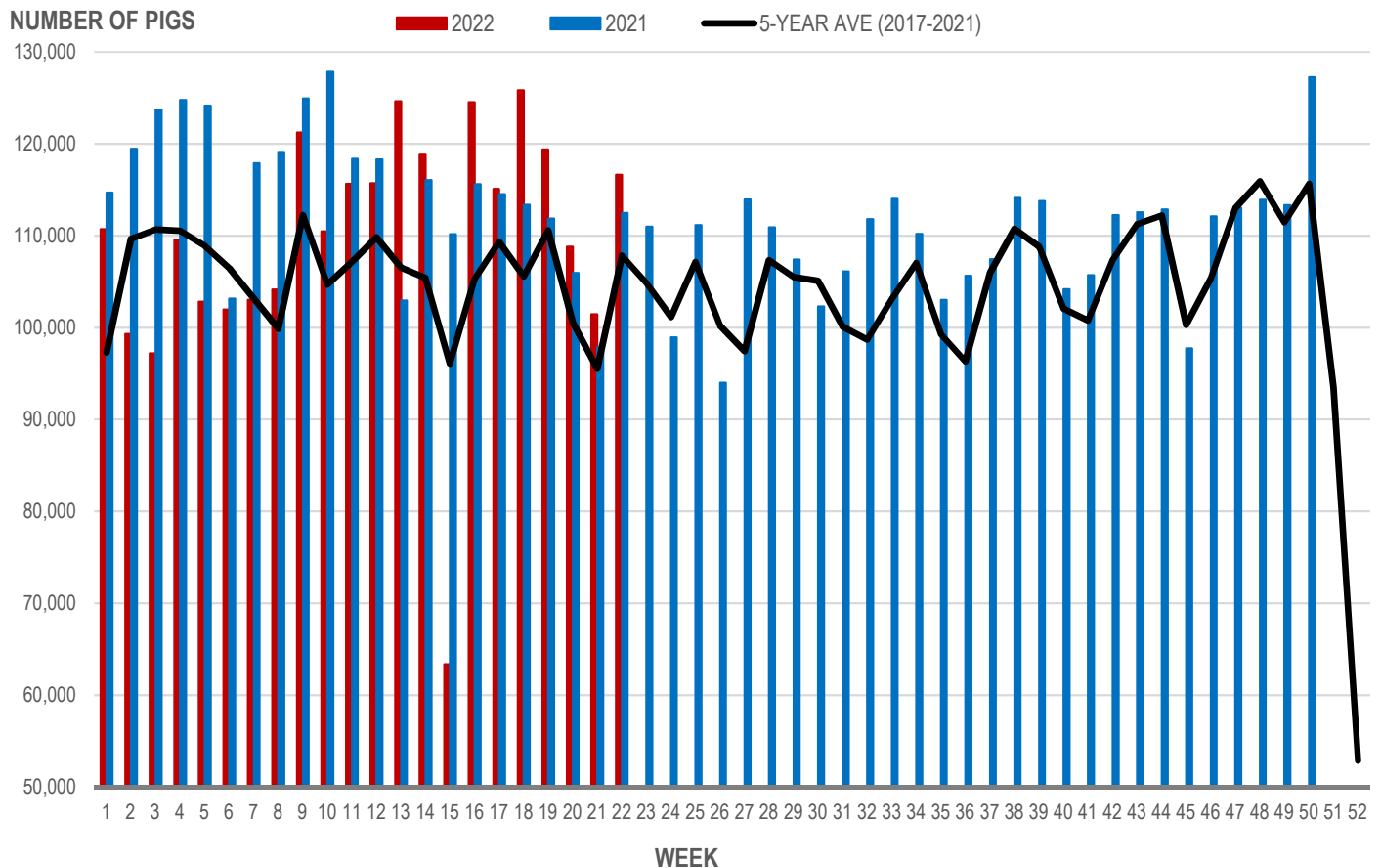
Source: Manitoba major processors

Number of Pigs Processed by Major Processors

Week	Week ending date	2022	2021	Change from Previous Week	Change from Previous Year
19	2022-05-13	119,405	111,852	-5.1%	6.8%
20	2022-05-20	108,796	105,960	-8.9%	2.7%
21	2022-05-27	101,451	97,873	-6.8%	3.7%
22	2022-06-03	116,635	112,465	15.0%	3.7%
Four week average		111,572	107,038	-	4.2%

Source: Manitoba major processors.

NUMBER OF PIGS PROCESSED BY MAJOR PROCESSORS WEEKLY



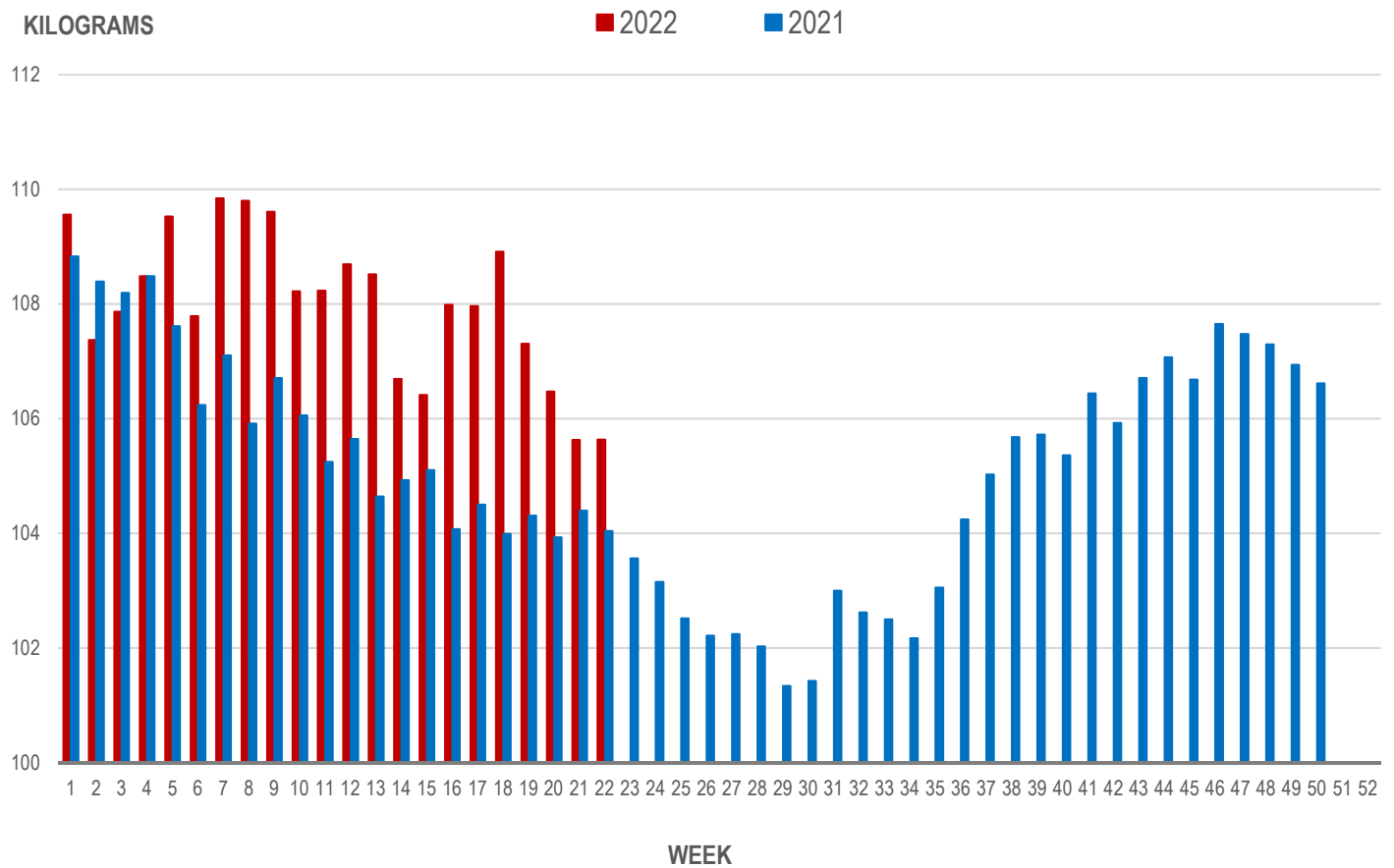
Source: Manitoba major processors

Average Weight of Hogs Processed by Major Processors, Kg

Week	Week ending date	2022	2021	Change from Previous Week	Change from Previous Year
19	2022-05-13	107.30	104.30	-1.5%	2.9%
20	2022-05-20	106.47	103.93	-0.8%	2.5%
21	2022-05-27	105.62	104.39	-0.8%	1.2%
22	2022-06-03	105.63	104.04	0.0%	1.5%
Four week average		106.26	104.16	-	2.0%

Source: Manitoba major processors.

AVERAGE WEIGHT OF HOGS PROCESSED BY MAJOR PROCESSORS WEEKLY



Source: Manitoba major processors

CME FUTURES PRICES, US\$/lb, Friday settle price

	LEAN HOG	Change *	PORK CUTOUT	Change *
Jun 2022	110.20	-0.20	114.00	-0.50
July 2022	110.75	-0.97	116.08	-0.95
Aug 2022	108.05	-2.40	115.40	-2.47
Oct 2022	93.95	-0.83	105.15	-0.97
Dec 2022	86.95	-0.02	98.00	0.50
Feb 2023	90.43	0.10	99.95	-0.05
Apr 2023	93.63	0.00	101.93	1.77
May 2023	96.75	-0.28	104.45	1.78
Jun 2023	101.80	0.15	111.15	1.78
Jul 2023	101.75	0.00	109.90	1.78
Aug 2023	99.40	-1.07	109.38	1.78
Oct 2023	86.58	-0.75	100.18	1.77

Source: CME

* Price change from previous week, US\$

MAPLE LEAF Sig #4 - Contract Prices Top of Range

	Sig #4 Price C\$/100 kg	Change *
July 2022	237.32	-4.17
Aug 2022	234.57	-5.74
Sep 2022	206.93	-4.59
Oct 2022	201.82	-4.44
Nov 2022	197.44	-3.01
Dec 2022	189.63	-2.90
Jan 2023	190.22	-3.17
Feb 2023	197.36	-3.29

Source: HAMs Marketing

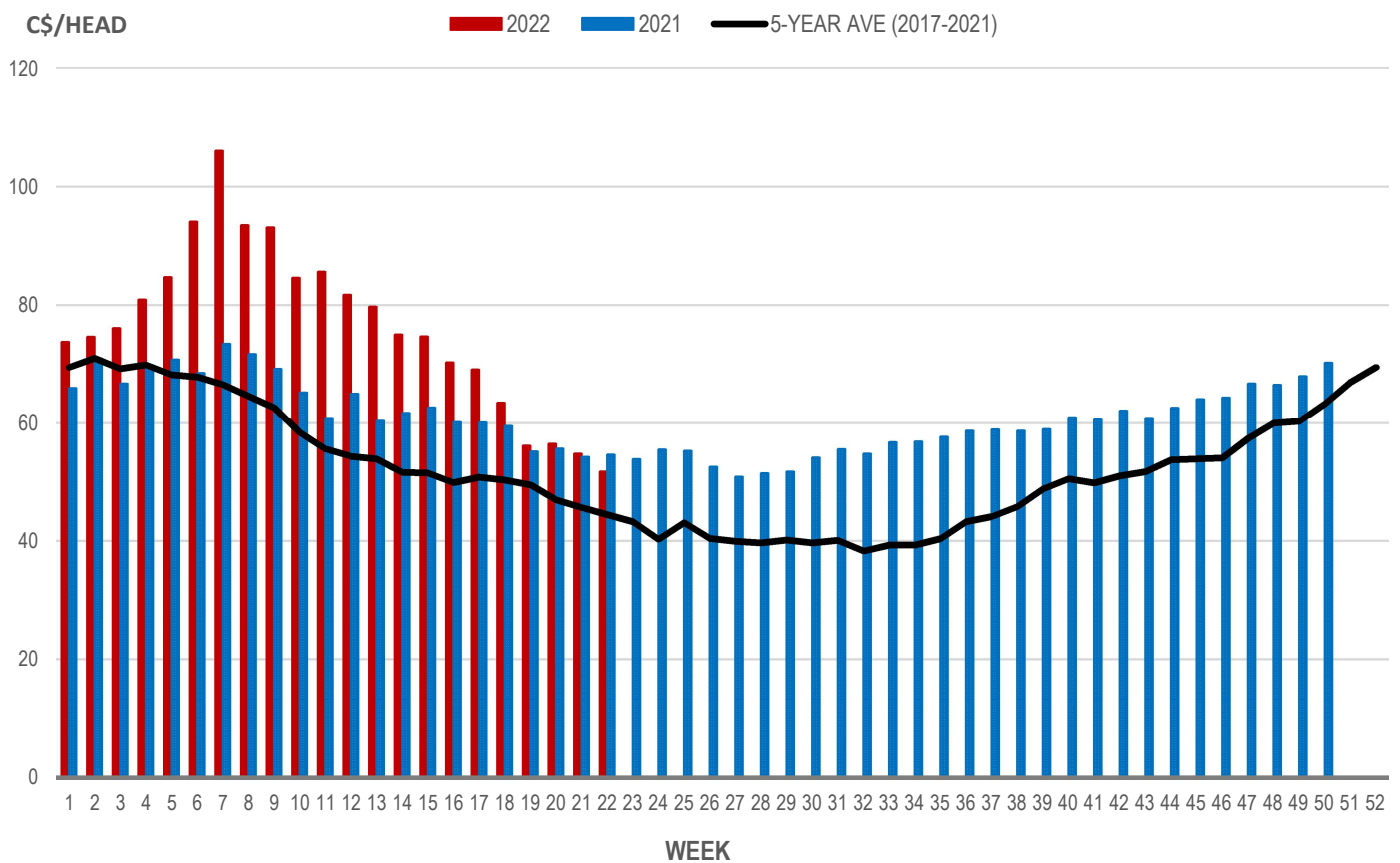
* Price change from previous week, C\$

Weaning Pigs (U.S. Total Composite Weighted Average Price per Head)

	Formula and Cash Low, US\$/Head	Formula and Cash High, US\$/Head	Wtd Avg Price, US\$/Head	Wtd Avg Price, C\$/Head
Early Weaned (10-12 lb)	23.00	50.02	41.12	51.72
Feeder Pigs (40 lb)	60.00	79.00	72.85	91.64

Source: USDA, AMS

EARLY WEANED PIGS (U.S. TOTAL COMPOSITE WEIGHTED AVERAGE PRICE PER HEAD) WEEKLY



Source: USDA, AMS

Contact us

Go to manitoba.ca/agriculture and click on Markets and Statistics

Email us at industryintelligence@gov.mb.ca

Follow us on Twitter @MBGovAg