

MANITOBA MARKETS

Hog Prices



May 24, 2022

For definitions of how data is collected and calculated, please see

[MANITOBA MARKETS DEFINITIONS AND METHODOLOGIES](#)

Exchange rates (Friday close)

1 US \$ = C \$1.2829

1 EURO = C \$1.3542

1 Yen = C \$0.01003

<https://www.bankofcanada.ca/rates/exchange/daily-exchange-rates/>

View the interactive hog dashboards for current and historical charts:

<https://www.gov.mb.ca/agriculture/markets-and-statistics/livestock-statistics/livestock-market-prices-current.html>

Manitoba Weighted Average Carcass Prices (including premiums and discounts)

All In Weights C\$/100 kg

Week	Week ending date	2022	2021	Change from Previous Week	Change from Previous Year
17	2022-04-29	254.61	244.55	2.3%	4.1%
18	2022-05-06	252.60	242.31	-0.8%	4.2%
19	2022-05-13	255.27	245.24	1.1%	4.1%
20	2022-05-20	252.37	245.72	-1.1%	2.7%
Four week average		253.71	244.46	-	3.8%

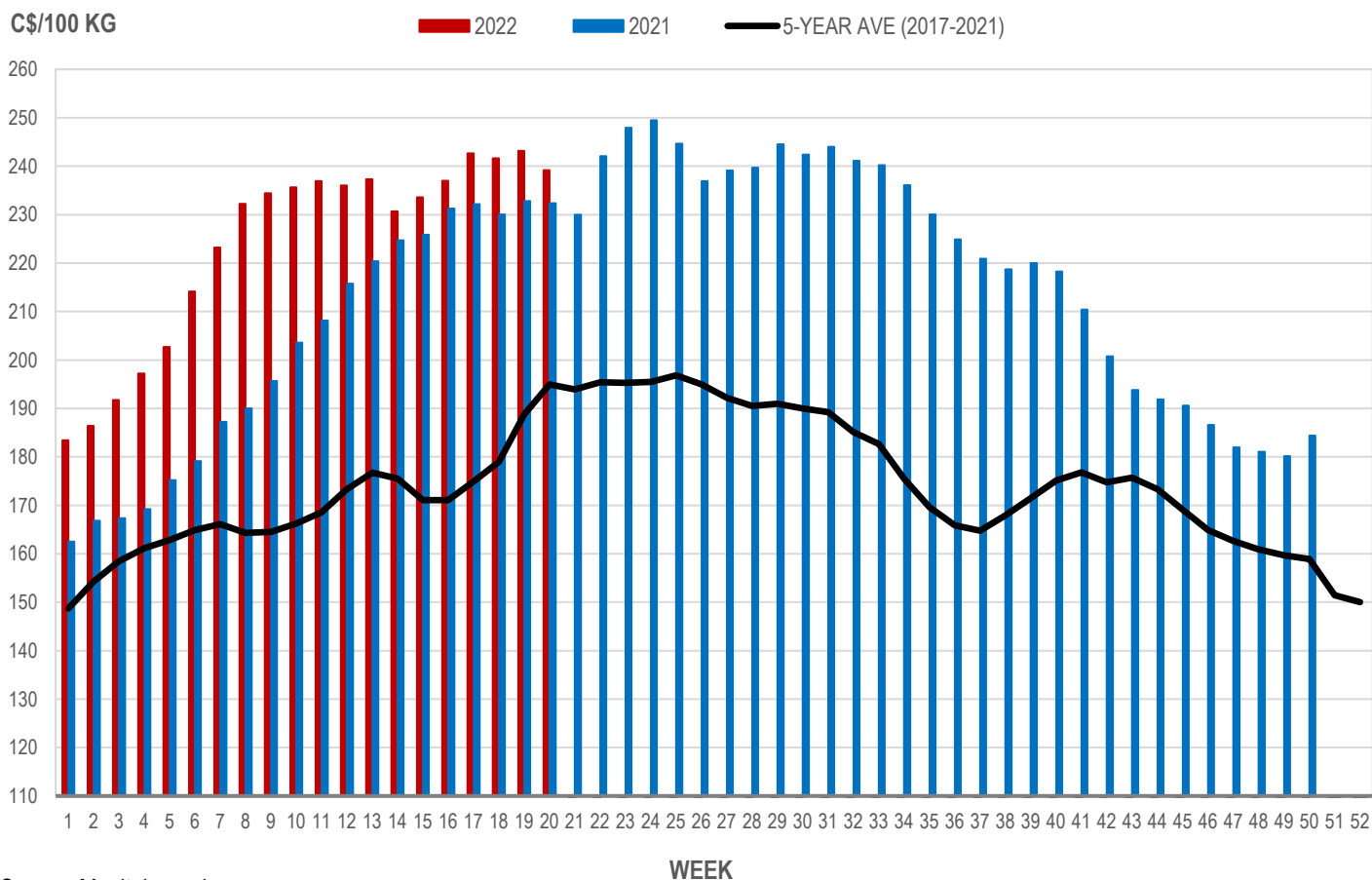
Source: Manitoba major processors.

Index 100, C\$/100 kg

Week	Week ending date	2022	2021	Change from Previous Week	Change from Previous Year
17	2022-04-29	242.64	232.16	2.4%	4.5%
18	2022-05-06	241.62	230.04	-0.4%	5.0%
19	2022-05-13	243.17	232.79	0.6%	4.5%
20	2022-05-20	239.17	232.36	-1.6%	2.9%
Four week average		241.65	231.84	-	4.2%

Source: Manitoba major processors.

MANITOBA WEIGHTED AVERAGE INDEX 100 HOG PRICES WEEKLY



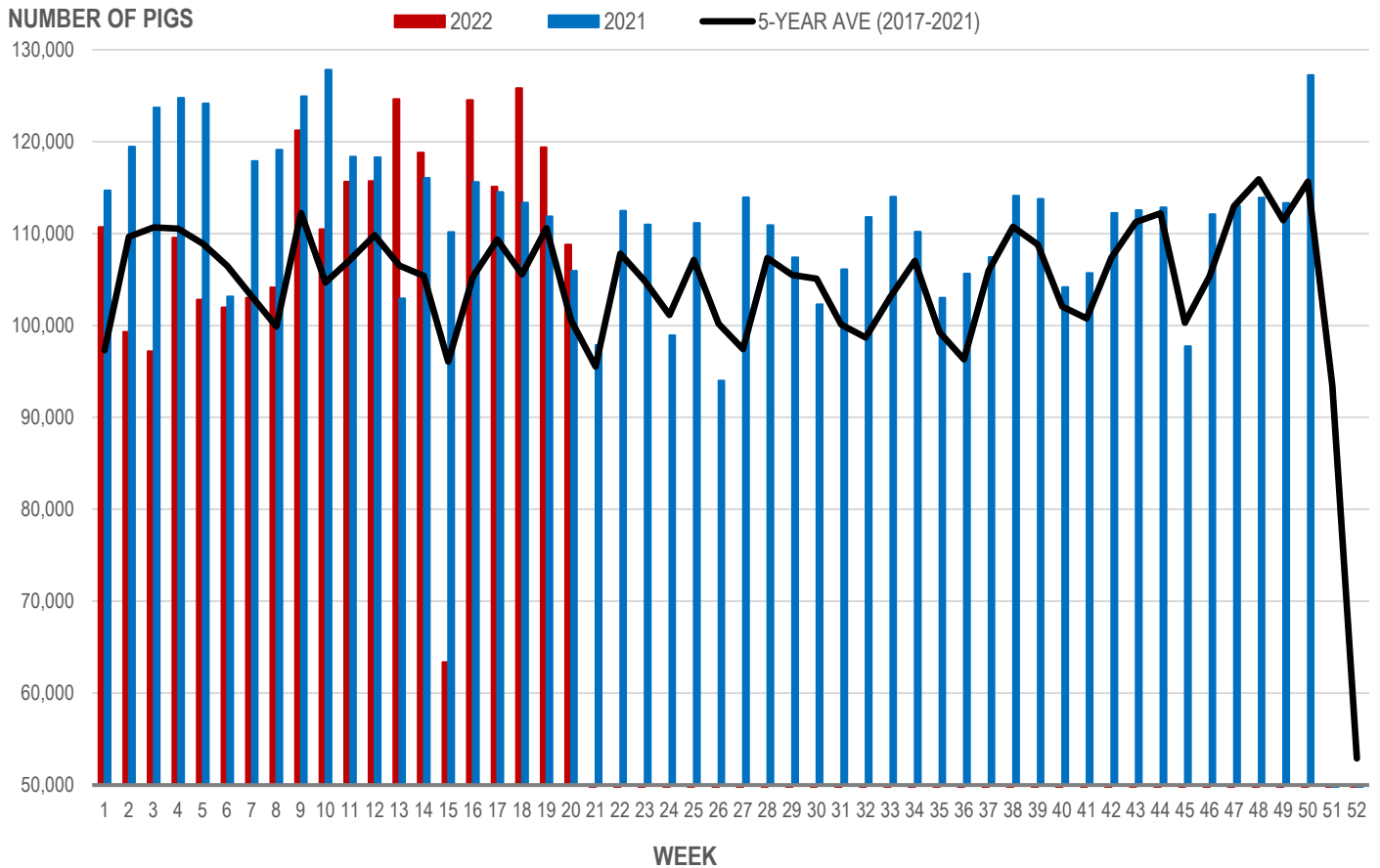
Source: Manitoba major processors

Number of Pigs Processed by Major Processors

Week	Week ending date	2022	2021	Change from Previous Week	Change from Previous Year
17	2022-04-29	115,087	114,529	-7.6%	0.5%
18	2022-05-06	125,833	113,353	9.3%	11.0%
19	2022-05-13	119,405	111,852	-5.1%	6.8%
20	2022-05-20	108,796	105,960	-8.9%	2.7%
Four week average		117,280	111,424	-	5.3%

Source: Manitoba major processors.

NUMBER OF PIGS PROCESSED BY MAJOR PROCESSORS WEEKLY



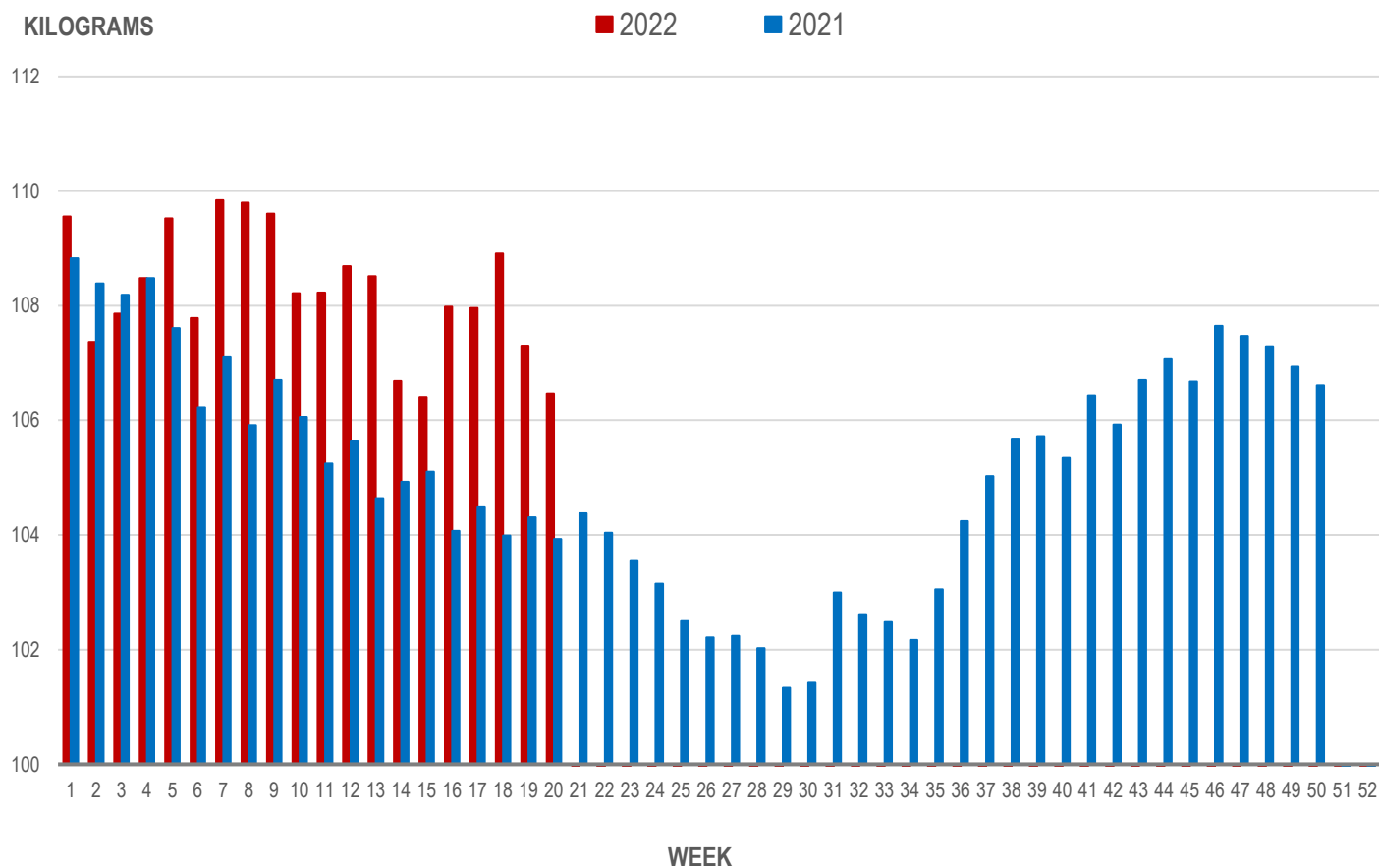
Source: Manitoba major processors

Average Weight of Hogs Processed by Major Processors, Kg

Week	Week ending date	2022	2021	Change from Previous Week	Change from Previous Year
17	2022-04-29	107.96	104.50	0.0%	3.3%
18	2022-05-06	108.91	103.99	0.9%	4.7%
19	2022-05-13	107.30	104.30	-1.5%	2.9%
20	2022-05-20	106.47	103.93	-0.8%	2.5%
Four week average		107.66	104.18	-	3.3%

Source: Manitoba major processors.

AVERAGE WEIGHT OF HOGS PROCESSED BY MAJOR PROCESSORS WEEKLY



Source: Manitoba major processors

CME FUTURES PRICES, US\$/lb, Friday settle price

	LEAN HOG	Change *	PORK CUTOUT	Change *
Jun 2022	108.88	8.13	114.35	7.95
July 2022	109.00	7.80	114.98	8.10
Aug 2022	108.18	6.72	116.50	6.45
Oct 2022	92.45	4.15	104.13	3.28
Dec 2022	84.48	2.32	96.05	2.25
Feb 2023	88.60	2.05	98.93	1.38
Apr 2023	92.85	1.82	99.08	1.38
May 2023	96.80	1.95	101.60	1.38
Jun 2023	100.95	2.08	108.30	1.38
Jul 2023	100.75	2.28	107.05	1.38
Aug 2023	99.70	2.35	106.53	1.38
Oct 2023	86.55	NA	97.33	NA

Source: CME

* Price change from previous week, US\$

MAPLE LEAF Sig #4 - Contract Prices Top of Range

	Sig #4 Price C\$/100 kg	Change *
June 2022	228.97	4.43
July 2022	230.09	5.10
Aug 2022	230.52	3.44
Sep 2022	202.39	-0.64
Oct 2022	197.54	-0.30
Nov 2022	192.83	-2.95
Dec 2022	184.85	-2.91
Jan 2023	186.63	-3.87
Feb 2023	193.90	-3.94

Source: HAMs Marketing

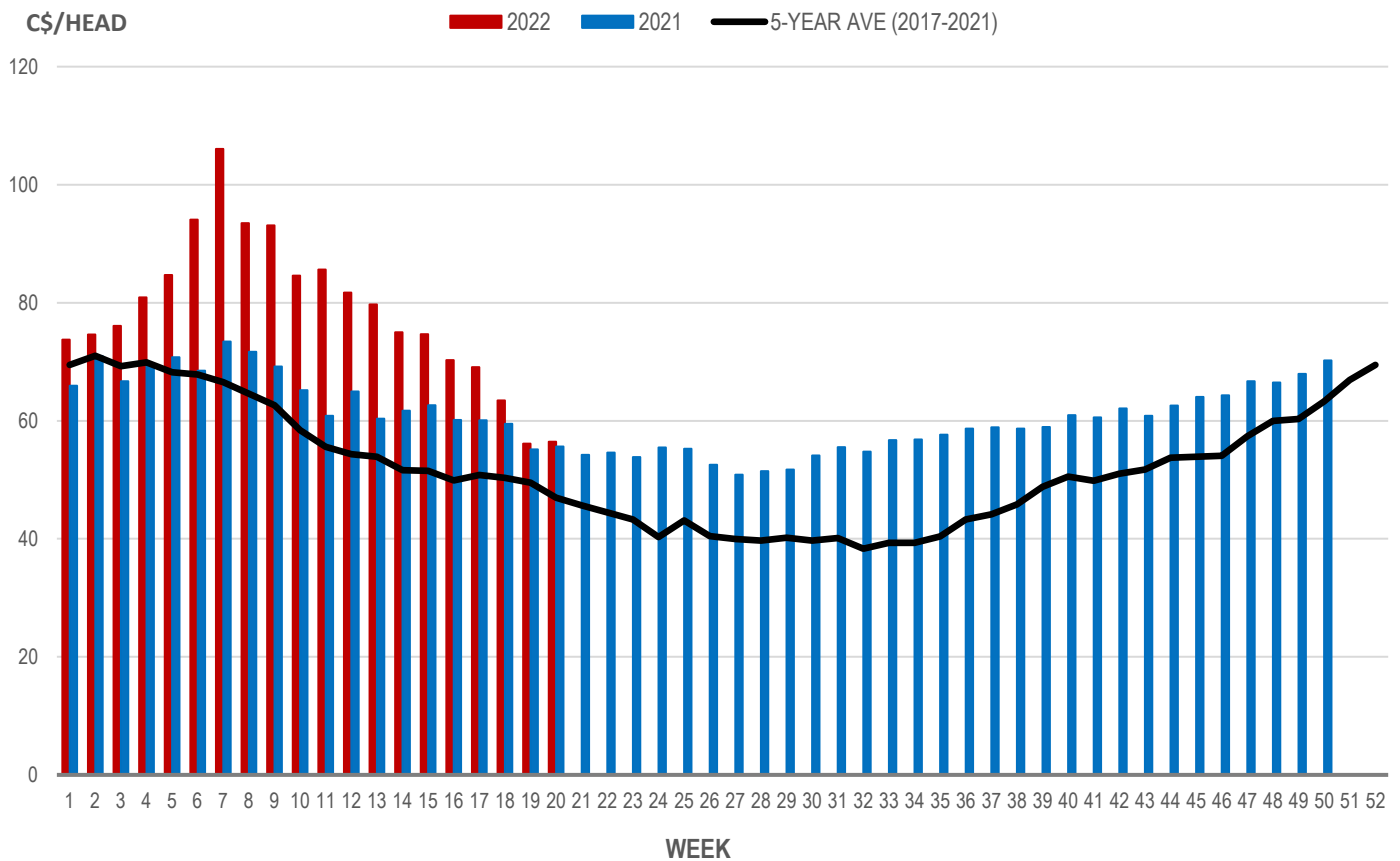
* Price change from previous week, C\$

Weaning Pigs (U.S. Total Composite Weighted Average Price per Head)

	Formula and Cash Low, US\$/Head	Formula and Cash High, US\$/Head	Wtd Avg Price, US\$/Head	Wtd Avg Price, C\$/Head
Early Weaned (10-12 lb)	21.00	55.25	44.01	56.46
Feeder Pigs (40 lb)	60.00	83.50	75.32	96.63

Source: USDA, AMS

EARLY WEANED PIGS (U.S. TOTAL COMPOSITE WEIGHTED AVERAGE PRICE PER HEAD) WEEKLY



Source: USDA, AMS

Contact us

Go to manitoba.ca/agriculture and click on Markets and Statistics

Email us at industryintelligence@gov.mb.ca

Follow us on Twitter @MBGovAg