


MANITOBA MARKETS

Hog Prices



March 1, 2022

For definitions of how data is collected and calculated, please see

<https://www.gov.mb.ca/agriculture/markets-and-statistics/livestock-statistics/pubs/hog-price-report-definitions-and-methodology.pdf>

Exchange rates (Friday close)

1 US \$ = C \$1.2747

1 EURO = C \$1.4335

1 Yen = C \$0.01103

<https://www.bankofcanada.ca/rates/exchange/daily-exchange-rates/>

Manitoba Weighted Average Carcass Prices (including premiums and discounts)

All In Weights C\$/100 kg

Week	Week ending date	2022	2021	Change from Previous Week	Change from Previous Year
5	2022-02-04	211.53	183.77	2.1%	15.1%
6	2022-02-11	224.76	189.34	6.3%	18.7%
7	2022-02-18	234.24	196.38	4.2%	19.3%
8	2022-02-25	243.09	200.25	3.8%	21.4%
Four week average		228.40	192.44	-	18.7%

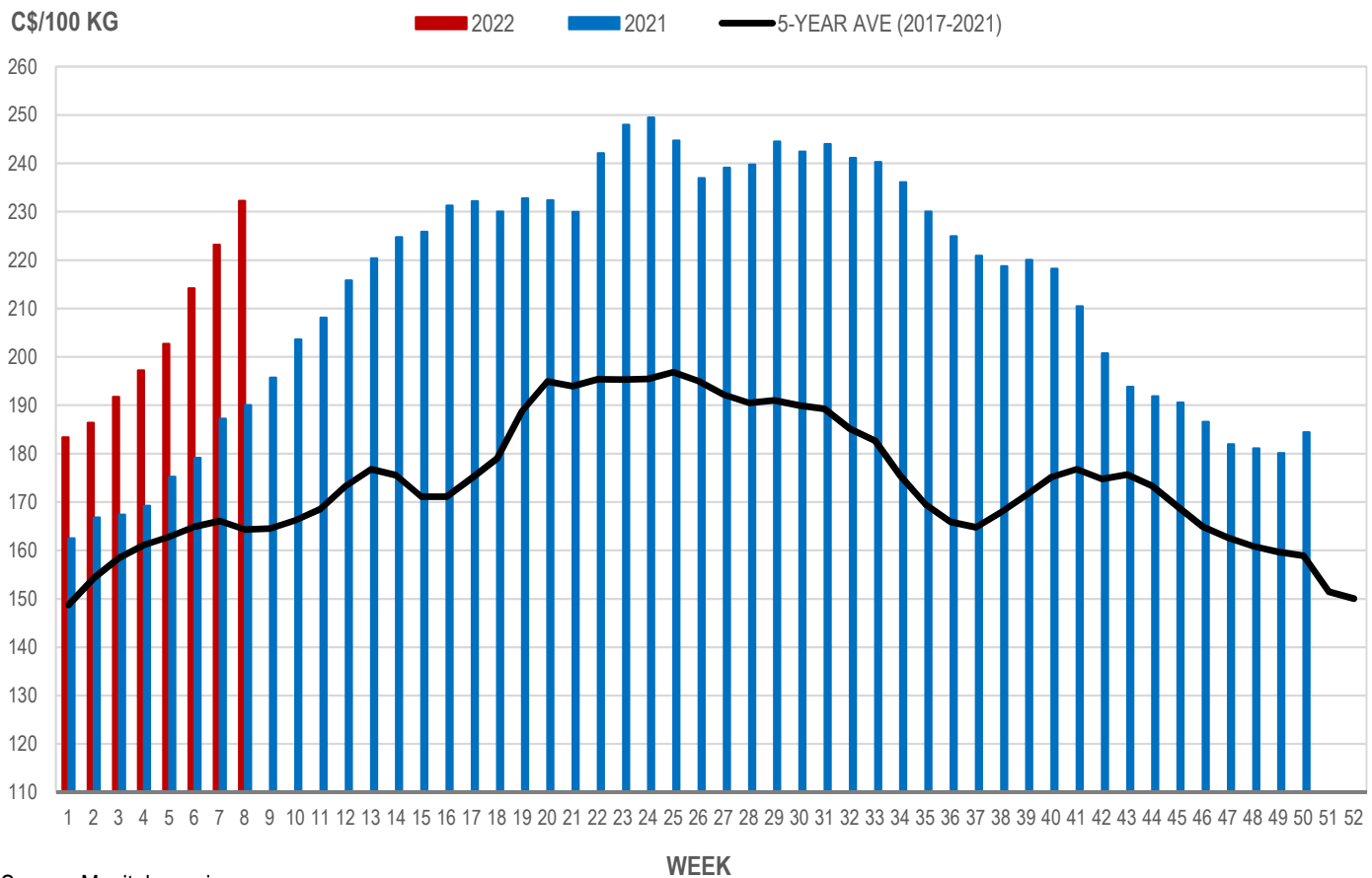
Source: Manitoba major processors.

Index 100, C\$/100 kg

Week	Week ending date	2022	2021	Change from Previous Week	Change from Previous Year
5	2022-02-04	202.69	175.19	2.8%	15.7%
6	2022-02-11	214.15	179.15	5.7%	19.5%
7	2022-02-18	223.20	187.22	4.2%	19.2%
8	2022-02-25	232.25	190.02	4.1%	22.2%
Four week average		218.07	182.89	-	19.2%

Source: Manitoba major processors.

MANITOBA WEIGHTED AVERAGE INDEX 100 HOG PRICES WEEKLY



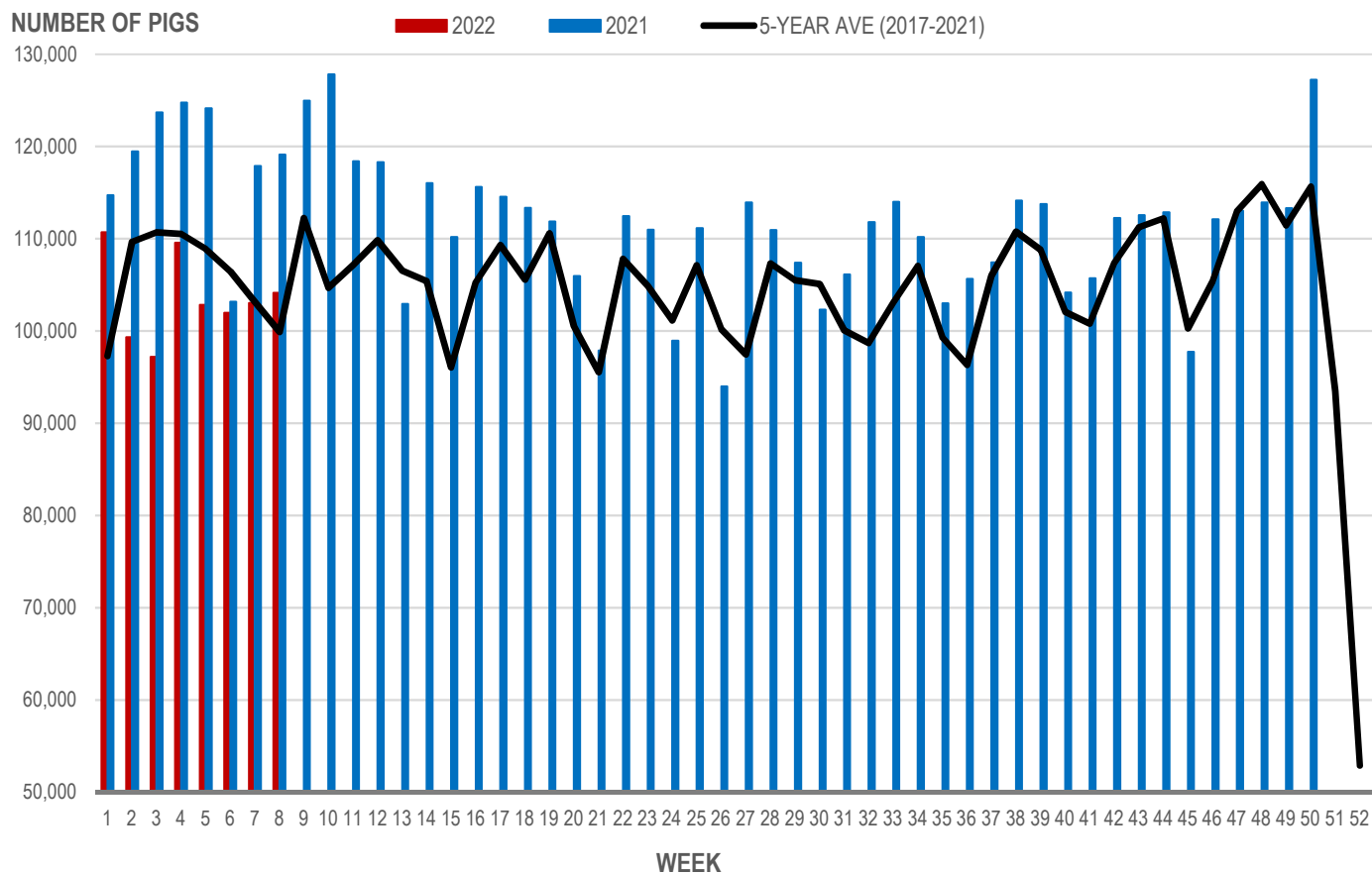
Source: Manitoba major processors

Number of Pigs Processed by Major Processors

Week	Week ending date	2022	2021	Change from Previous Week	Change from Previous Year
5	2022-02-04	102,826	124,148	-6.1%	-17.2%
6	2022-02-11	101,975	103,166	-0.8%	-1.2%
7	2022-02-18	103,028	117,891	1.0%	-12.6%
8	2022-02-25	104,139	119,114	1.1%	-12.6%
Four week average		102,992	116,080	-	-11.3%

Source: Manitoba major processors.

NUMBER OF PIGS PROCESSED BY MAJOR PROCESSORS WEEKLY



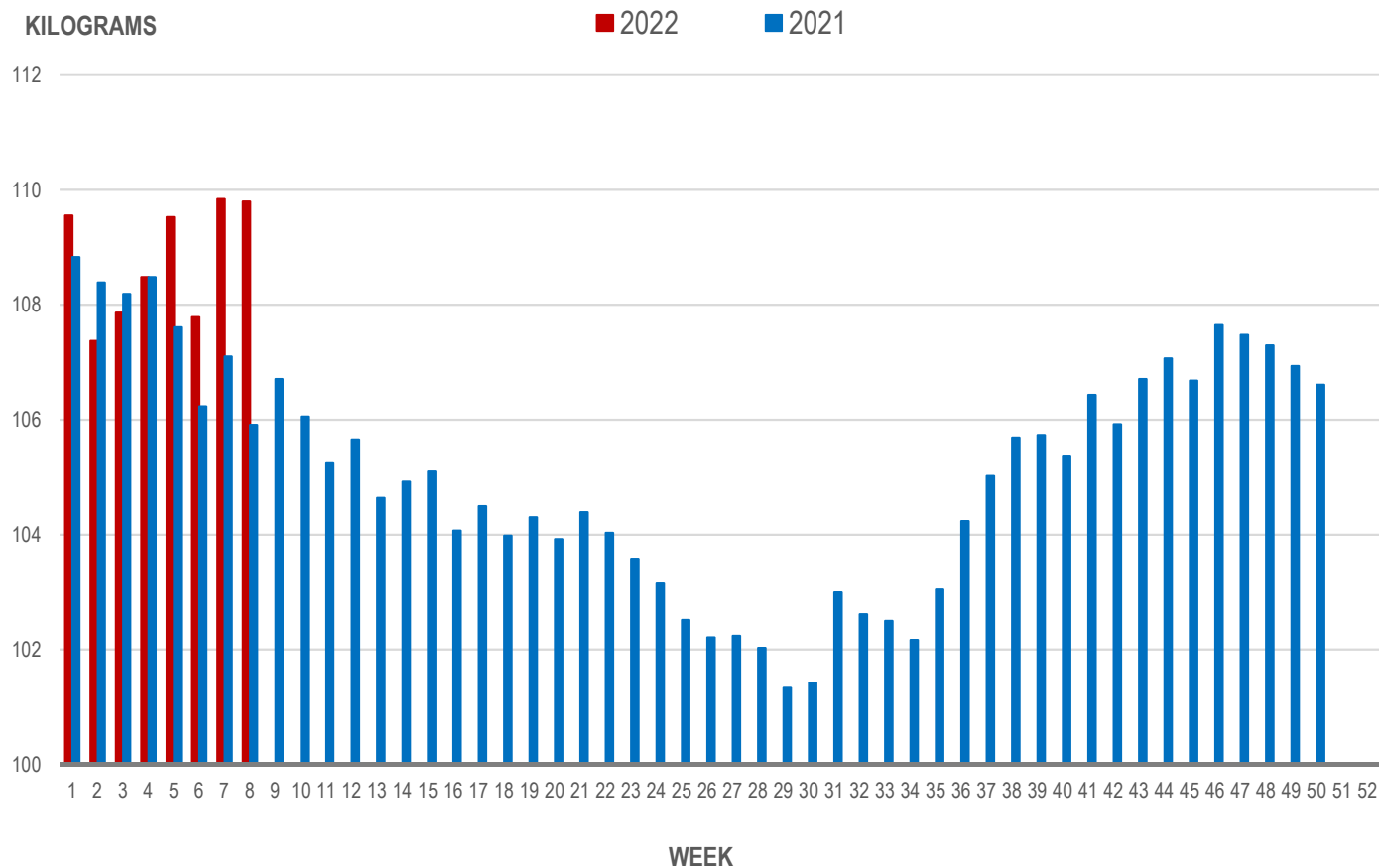
Source: Manitoba major processors

Average Weight of Hogs Processed by Major Processors, Kg

Week	Week ending date	2022	2021	Change from Previous Week	Change from Previous Year
5	2022-02-04	109.52	107.61	1.0%	1.8%
6	2022-02-11	107.79	106.23	-1.6%	1.5%
7	2022-02-18	109.84	107.10	1.9%	2.6%
8	2022-02-25	109.80	105.91	0.0%	3.7%
Four week average		109.24	106.71	-	2.4%

Source: Manitoba major processors.

AVERAGE WEIGHT OF HOGS PROCESSED BY MAJOR PROCESSORS WEEKLY



Source: Manitoba major processors

CME FUTURES PRICES, US\$/lb, Friday settle price

	LEAN HOG	Change *	PORK CUTOUT	Change *
Apr 2022	103.68	-5.73	111.08	-4.85
May 2022	107.83	-5.52	116.58	-4.18
Jun 2022	113.88	-4.75	121.70	-3.72
July 2022	113.55	-3.98	120.30	-3.48
Aug 2022	112.35	-2.70	120.43	-2.43
Oct 2022	92.90	-2.72	104.78	-2.72
Dec 2022	83.00	-2.60	94.20	-4.33
Feb 2023	84.95	-2.45	95.30	-3.38
Apr 2023	87.83	-2.13	95.45	-3.38
May 2023	90.63	-2.13	95.60	-3.38
Jun 2023	95.25	-2.00	101.98	-3.38

Source: CME

* Price change from previous week, US\$

MAPLE LEAF Sig #4 - Contract Prices Top of Range

	Sig #4 Price C\$/100 kg	Change *
Apr 2022	226.47	-11.17
May 2022	237.98	-9.38
June 2022	246.13	-9.37
July 2022	246.86	-8.19
Aug 2022	247.36	-5.09
Sep 2022	209.86	-4.42
Oct 2022	204.64	-4.52
Nov 2022	194.96	-4.43

Source: HAMs Marketing

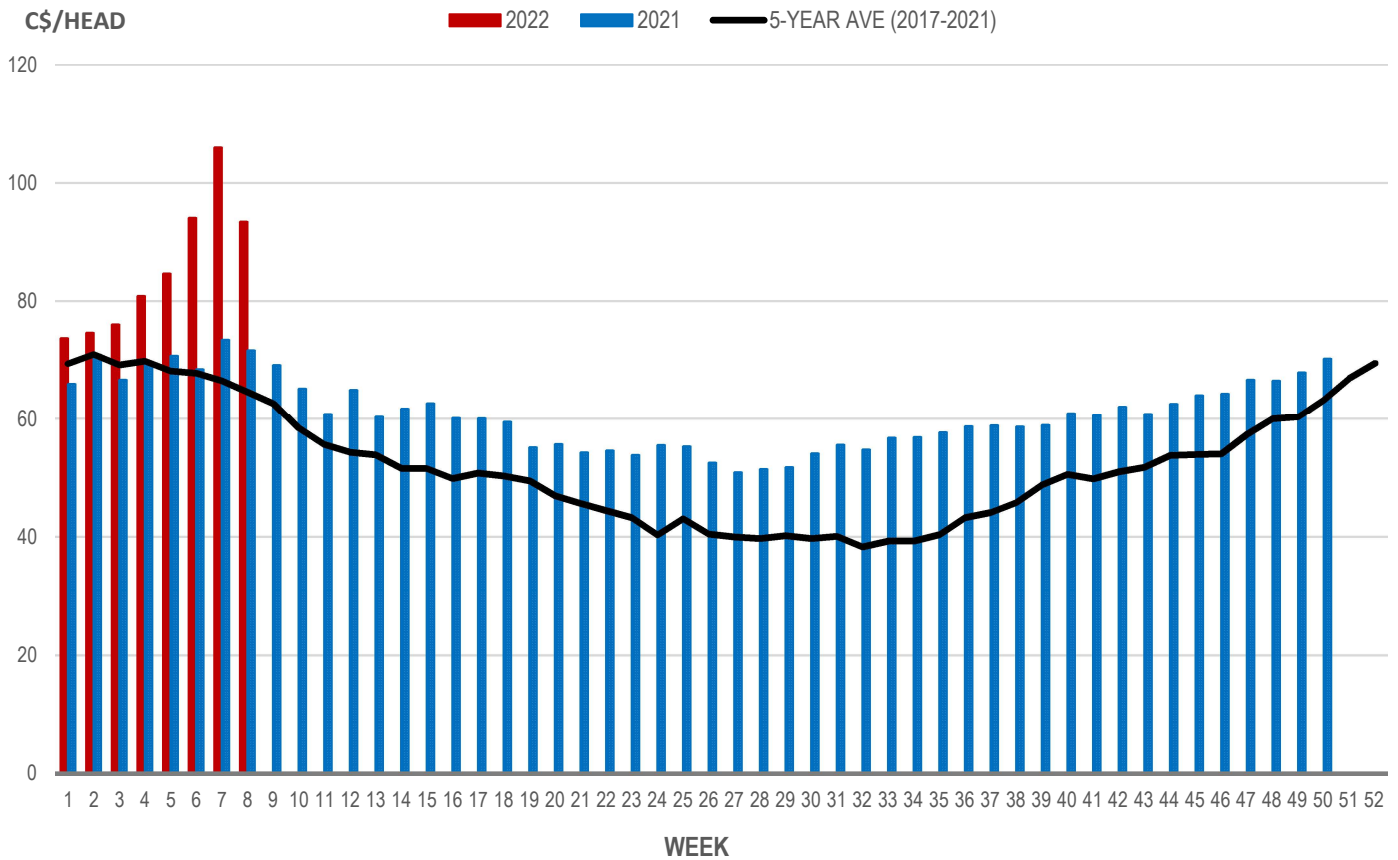
* Price change from previous week, C\$

Weaning Pigs (U.S. Total Composite Weighted Average Price per Head)

	Formula and Cash Low, US\$/Head	Formula and Cash High, US\$/Head	Wtd Avg Price, US\$/Head	Wtd Avg Price, C\$/Head
Early Weaned (10-12 lb)	40.63	103.00	73.33	93.47
Feeder Pigs (40 lb)	113.00	133.00	122.28	155.87

Source: USDA, AMS

EARLY WEANED PIGS (U.S. TOTAL COMPOSITE WEIGHTED AVERAGE PRICE PER HEAD) WEEKLY



Source: USDA, AMS

Contact us

Go to manitoba.ca/agriculture and click on Markets and Statistics

Email us at industryintelligence@gov.mb.ca

Follow us on Twitter @MBGovAg