

MANITOBA MARKETS

Hog Prices



February 15, 2022

For definitions of how data is collected and calculated, please see

<https://www.gov.mb.ca/agriculture/markets-and-statistics/livestock-statistics/pubs/hog-price-report-definitions-and-methodology.pdf>

Exchange rates (Friday close)

1 US \$ = C \$1.2702

1 EURO = C \$1.4459

1 Yen = C \$0.01098

<https://www.bankofcanada.ca/rates/exchange/daily-exchange-rates/>

Manitoba Weighted Average Carcass Prices (including premiums and discounts)

All In Weights C\$/100 kg

Week	Week ending date	2022	2021	Change from Previous Week	Change from Previous Year
3	2022-01-21	200.88	175.65	2.4%	14.4%
4	2022-01-28	207.10	177.47	3.1%	16.7%
5	2022-02-04	211.53	183.77	2.1%	15.1%
6	2022-02-11	224.76	189.34	6.3%	18.7%
Four week average		211.07	181.56	-	16.3%

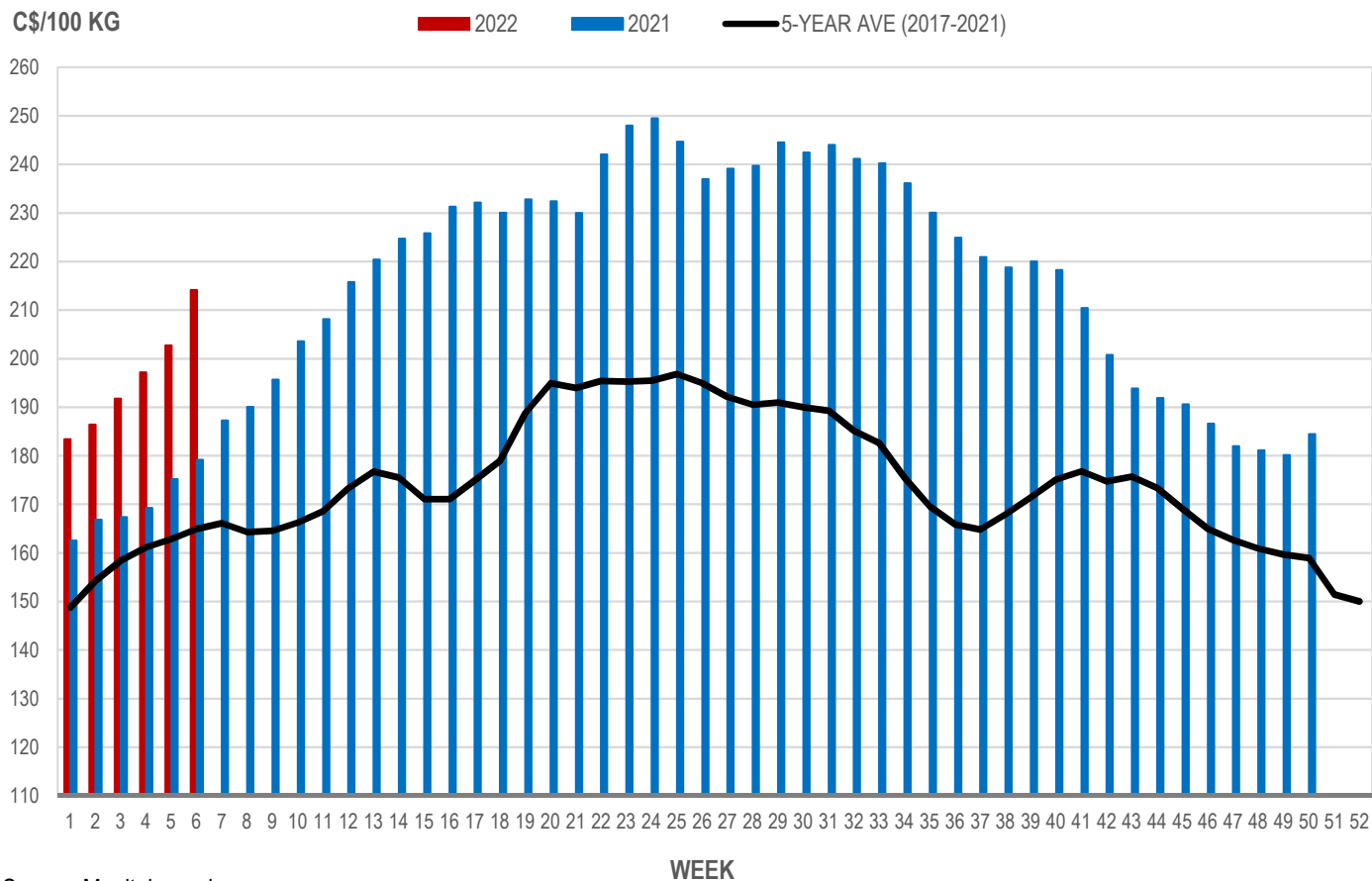
Source: Manitoba major processors.

Index 100, C\$/100 kg

Week	Week ending date	2022	2021	Change from Previous Week	Change from Previous Year
3	2022-01-21	191.74	167.37	2.9%	14.6%
4	2022-01-28	197.18	169.21	2.8%	16.5%
5	2022-02-04	202.69	175.19	2.8%	15.7%
6	2022-02-11	214.15	179.15	5.7%	19.5%
Four week average		201.44	172.73	-	16.6%

Source: Manitoba major processors.

MANITOBA WEIGHTED AVERAGE INDEX 100 HOG PRICES WEEKLY



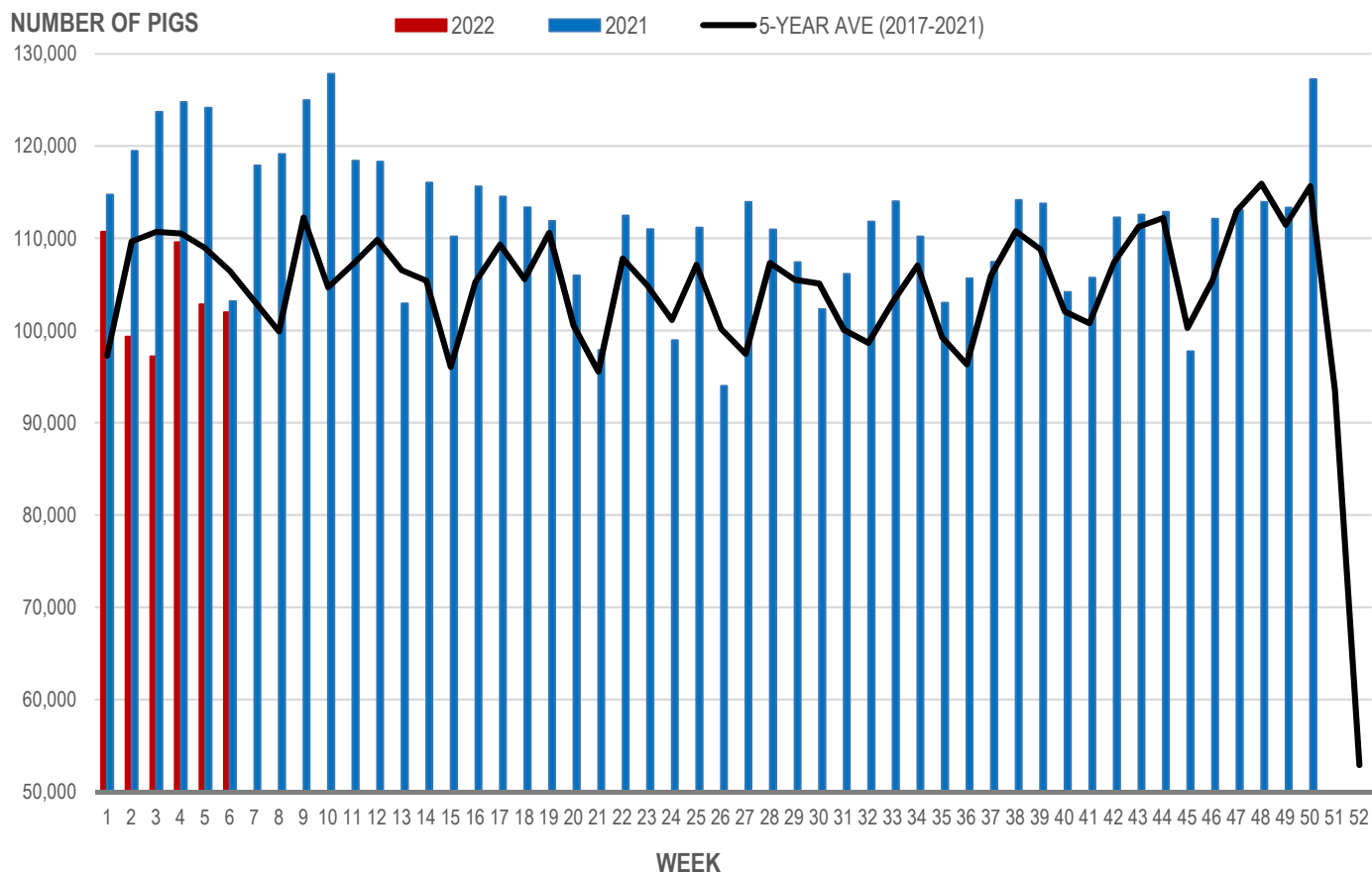
Source: Manitoba major processors

Number of Pigs Processed by Major Processors

Week	Week ending date	2022	2021	Change from Previous Week	Change from Previous Year
3	2022-01-21	97,203	123,702	-2.1%	-21.4%
4	2022-01-28	109,563	124,767	12.7%	-12.2%
5	2022-02-04	102,826	124,148	-6.1%	-17.2%
6	2022-02-11	101,975	103,166	-0.8%	-1.2%
Four week average		102,892	118,946	-	-13.5%

Source: Manitoba major processors.

NUMBER OF PIGS PROCESSED BY MAJOR PROCESSORS WEEKLY



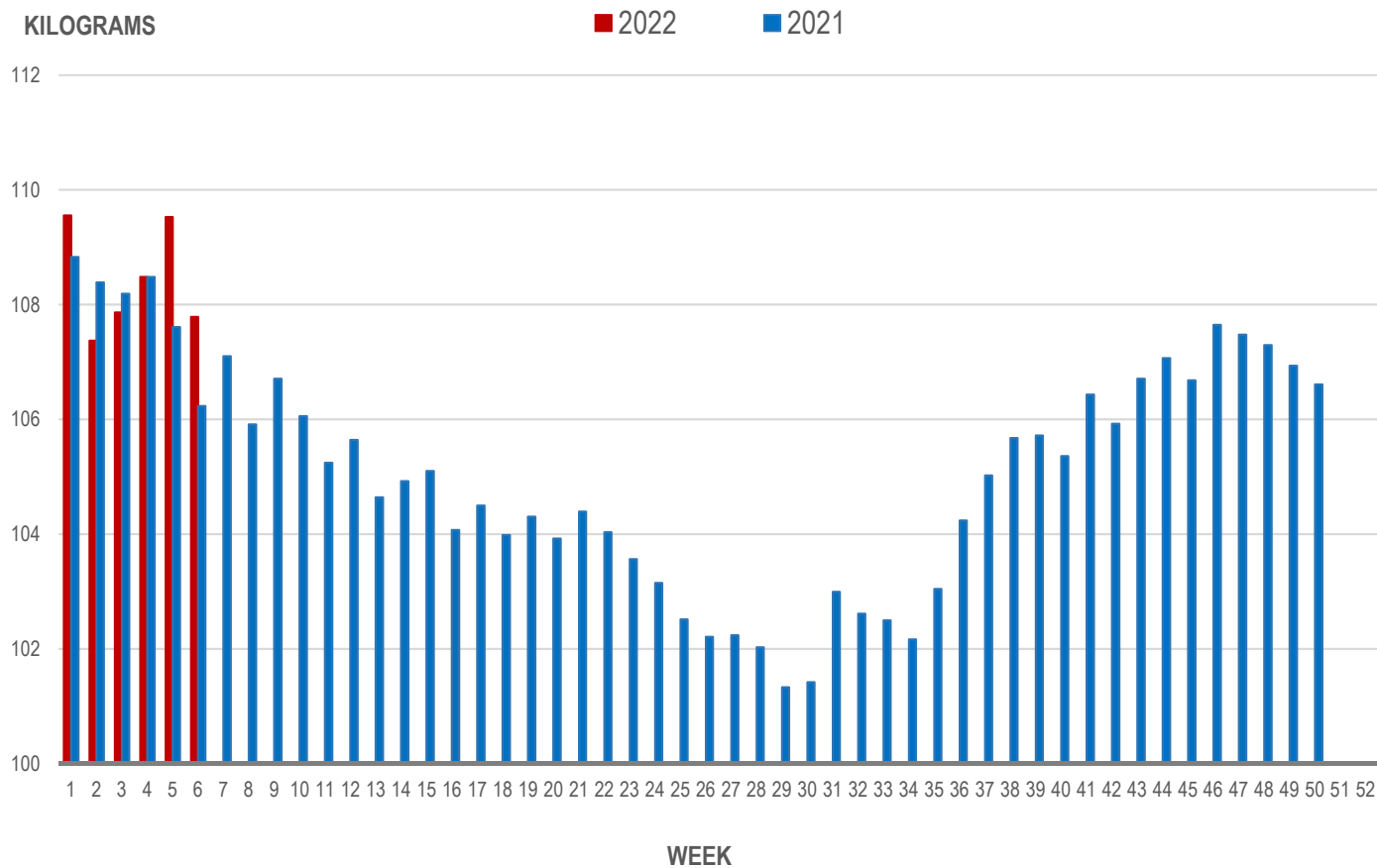
Source: Manitoba major processors

Average Weight of Hogs Processed by Major Processors, Kg

Week	Week ending date	2022	2021	Change from Previous Week	Change from Previous Year
3	2022-01-21	107.87	108.19	0.5%	-0.3%
4	2022-01-28	108.48	108.48	0.6%	0.0%
5	2022-02-04	109.52	107.61	1.0%	1.8%
6	2022-02-11	107.79	106.23	-1.6%	1.5%
Four week average		108.41	107.63	-	0.7%

Source: Manitoba major processors.

AVERAGE WEIGHT OF HOGS PROCESSED BY MAJOR PROCESSORS WEEKLY



Source: Manitoba major processors

CME FUTURES PRICES, US\$/lb, Friday settle price

	LEAN HOG	Change *	PORK CUTOUT	Change *
Feb 2022	90.50	3.47	101.03	4.23
Apr 2022	102.23	2.15	109.48	0.32
May 2022	106.40	2.73	113.45	1.35
Jun 2022	112.20	2.78	119.30	2.00
July 2022	111.60	2.45	118.05	1.30
Aug 2022	109.50	2.05	117.20	1.00
Oct 2022	92.15	1.80	103.35	2.13
Dec 2022	83.65	2.20	94.23	0.25
Feb 2023	85.73	1.72	94.38	0.25
Apr 2023	88.45	1.50	94.53	0.25
May 2023	91.50	1.50	94.68	0.25

Source: CME

* Price change from previous week, US\$

MAPLE LEAF Sig #4 - Contract Prices Top of Range

	Sig #4 Price C\$/100 kg	Change *
Mar 2022	212.44	-3.21
Apr 2022	223.67	0.78
May 2022	234.51	2.48
June 2022	242.84	2.42
July 2022	243.29	3.17
Aug 2022	241.66	2.06
Sep 2022	208.06	2.90
Oct 2022	202.41	2.39
Nov 2022	194.89	NA

Source: HAMs Marketing

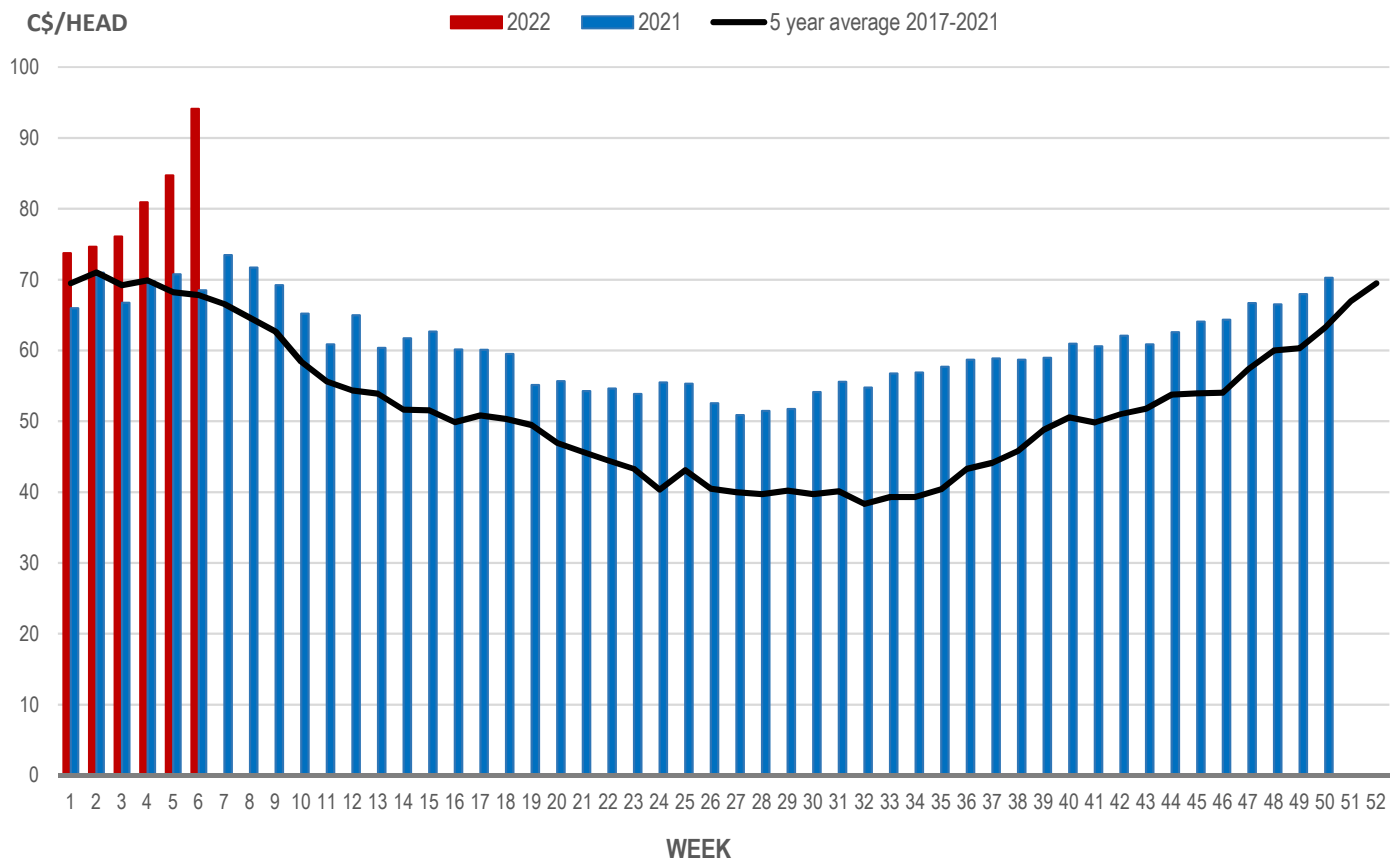
* Price change from previous week, C\$

Weaning Pigs (U.S. Total Composite Weighted Average Price per Head)

	Formula and Cash Low, US\$/Head	Formula and Cash High, US\$/Head	Wtd Avg Price, US\$/Head	Wtd Avg Price, C\$/Head
Early Weaned (10-12 lb)	40.52	95.00	74.08	94.10
Feeder Pigs (40 lb)	95.00	124.00	112.10	142.39

Source: USDA, AMS

EARLY WEANED PIGS (U.S. TOTAL COMPOSITE WEIGHTED AVERAGE PRICE PER HEAD) WEEKLY



Source: USDA, AMS

Contact us

Go to manitoba.ca/agriculture and click on Markets and Statistics

Email us at industryintelligence@gov.mb.ca

Follow us on Twitter @MBGovAg