

MANITOBA MARKETS

Hog Prices



February 1, 2022

For definitions of how data is collected and calculated, please see

<https://www.gov.mb.ca/agriculture/markets-and-statistics/livestock-statistics/pubs/hog-price-report-definitions-and-methodology.pdf>

Exchange rates (Friday close)

1 US \$ = C \$1.2772

1 EURO = C \$1.4243

1 Yen = C \$0.01108

<https://www.bankofcanada.ca/rates/exchange/daily-exchange-rates/>

Manitoba Weighted Average Carcass Prices (including premiums and discounts)

All In Weights C\$/100 kg

Week	Week ending date	2022	2021	Change from Previous Week	Change from Previous Year
1	2022-01-07	191.24	171.07	-0.7%	11.8%
2	2022-01-14	196.08	174.85	2.5%	12.1%
3	2022-01-21	200.88	175.65	2.4%	14.4%
4	2022-01-28	207.10	177.47	3.1%	16.7%
Four week average		198.83	174.76	-	13.8%

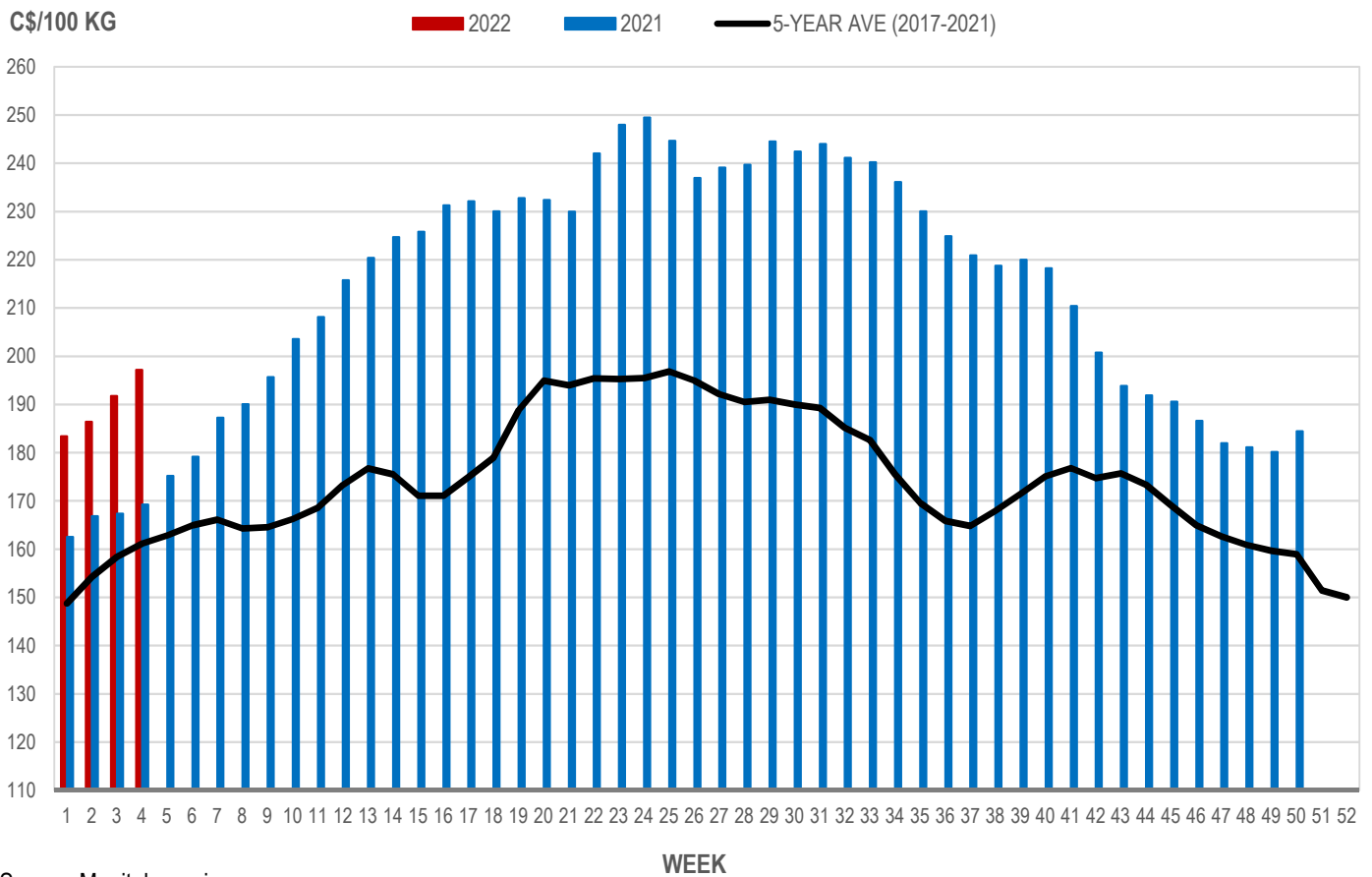
Source: Manitoba major processors.

Index 100, C\$/100 kg

Week	Week ending date	2022	2021	Change from Previous Week	Change from Previous Year
1	2022-01-07	183.40	162.49	-1.0%	12.9%
2	2022-01-14	186.40	166.83	1.6%	11.7%
3	2022-01-21	191.74	167.37	2.9%	14.6%
4	2022-01-28	197.18	169.21	2.8%	16.5%
Four week average		189.68	166.47	-	13.9%

Source: Manitoba major processors.

MANITOBA WEIGHTED AVERAGE INDEX 100 HOG PRICES WEEKLY



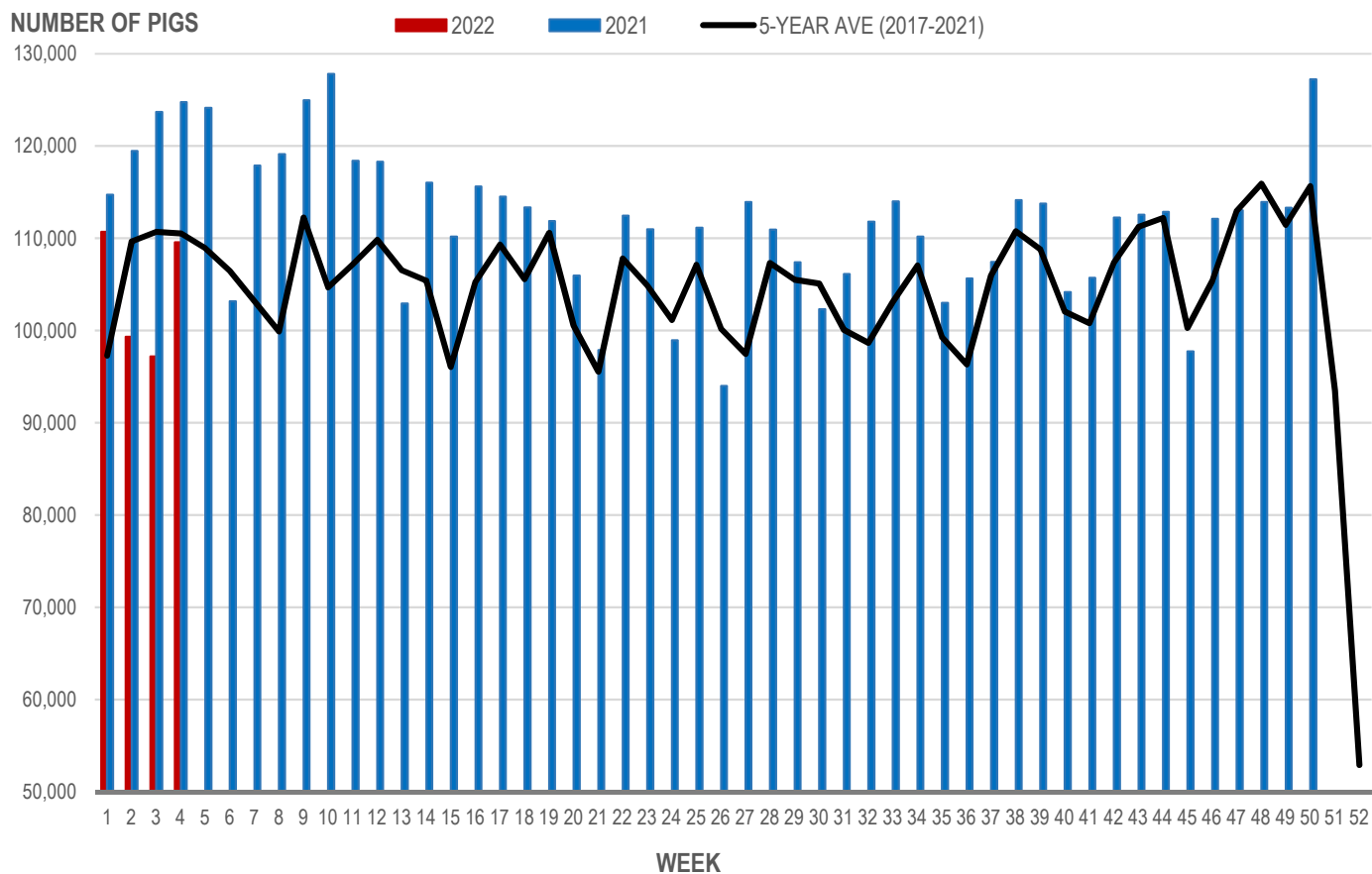
Source: Manitoba major processors

Number of Pigs Processed by Major Processors

Week	Week ending date	2022	2021	Change from Previous Week	Change from Previous Year
1	2022-01-07	110,707	114,704	65.8%	-3.5%
2	2022-01-14	99,311	119,446	-10.3%	-16.9%
3	2022-01-21	97,203	123,702	-2.1%	-21.4%
4	2022-01-28	109,563	124,767	12.7%	-12.2%
Four week average		104,196	120,655	-	-13.6%

Source: Manitoba major processors.

NUMBER OF PIGS PROCESSED BY MAJOR PROCESSORS WEEKLY



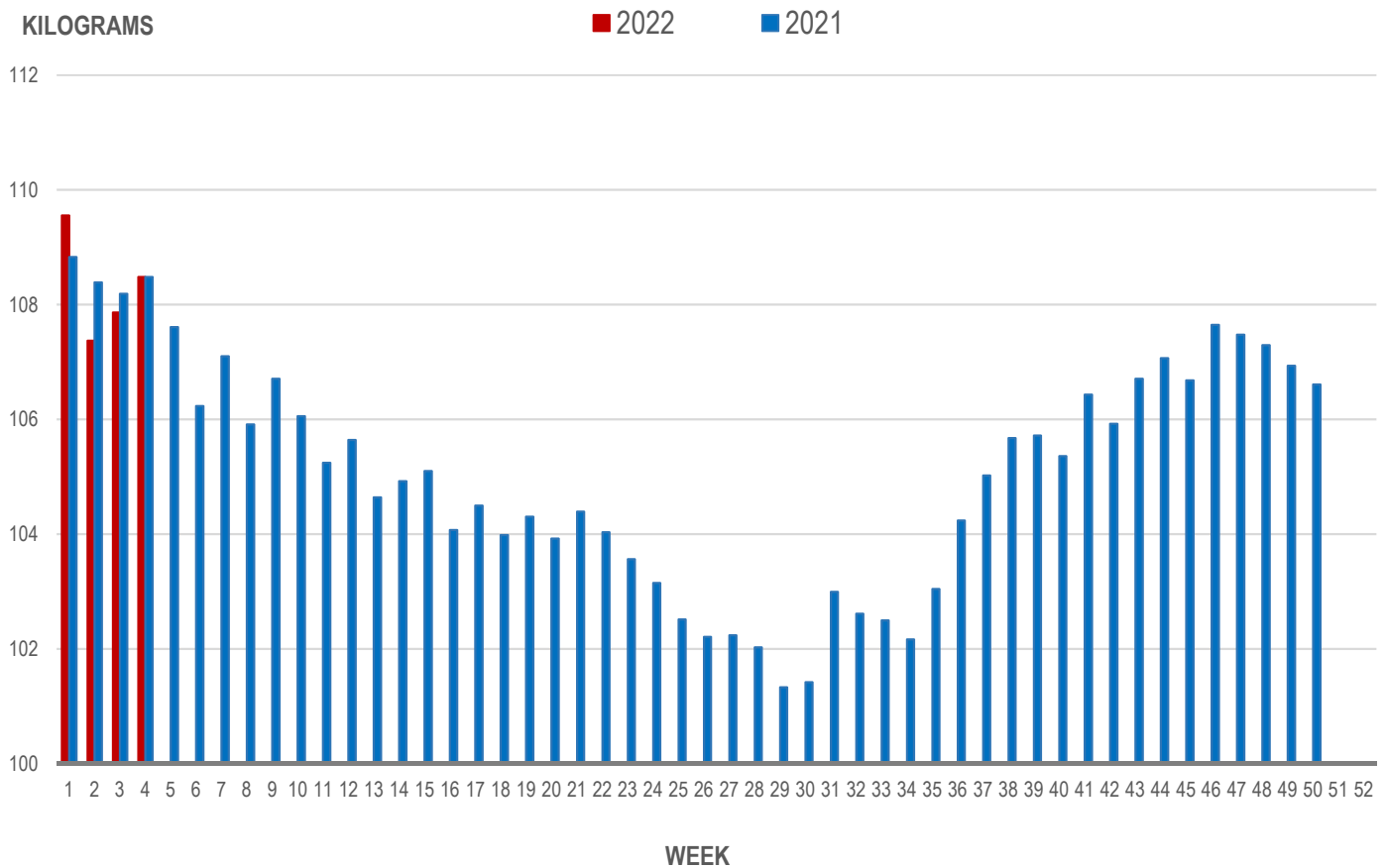
Source: Manitoba major processors

Average Weight of Hogs Processed by Major Processors, Kg

Week	Week ending date	2021	2020	Change from Previous Week	Change from Previous Year
1	2022-01-07	109.56	108.83	1.3%	0.7%
2	2022-01-14	107.37	108.39	-2.0%	-0.9%
3	2022-01-21	107.87	108.19	0.5%	-0.3%
4	2022-01-28	108.48	108.48	0.6%	0.0%
Four week average		108.32	108.47	-	-0.1%

Source: Manitoba major processors.

AVERAGE WEIGHT OF HOGS PROCESSED BY MAJOR PROCESSORS WEEKLY



Source: Manitoba major processors

CME FUTURES PRICES, US\$/lb, Friday settle price

	LEAN HOG	Change *	PORK CUTOUT	Change *
Feb 2022	87.93	1.72	97.55	1.45
Apr 2022	94.93	-0.03	103.58	-0.17
May 2022	99.90	0.98	108.25	0.88
Jun 2022	105.78	1.00	113.50	0.05
July 2022	105.55	0.85	112.95	0.92
Aug 2022	104.00	0.47	112.78	0.78
Oct 2022	88.38	0.45	101.50	-0.35
Dec 2022	79.95	-0.20	94.25	-0.42
Feb 2023	82.18	-0.58	94.40	-0.42
Apr 2023	85.15	-0.25	94.55	-0.42
May 2023	89.00	0.15	94.70	-0.42

Source: CME

* Price change from previous week, US\$

MAPLE LEAF Sig #4 - Contract Prices Top of Range

	Sig #4 Price C\$/100 kg	Change *
Mar 2022	205.73	6.38
Apr 2022	212.96	6.26
May 2022	223.68	6.58
June 2022	232.06	6.71
July 2022	232.36	6.74
Aug 2022	231.50	5.59
Sep 2022	200.43	4.35
Oct 2022	195.31	4.27

Source: HAMs Marketing

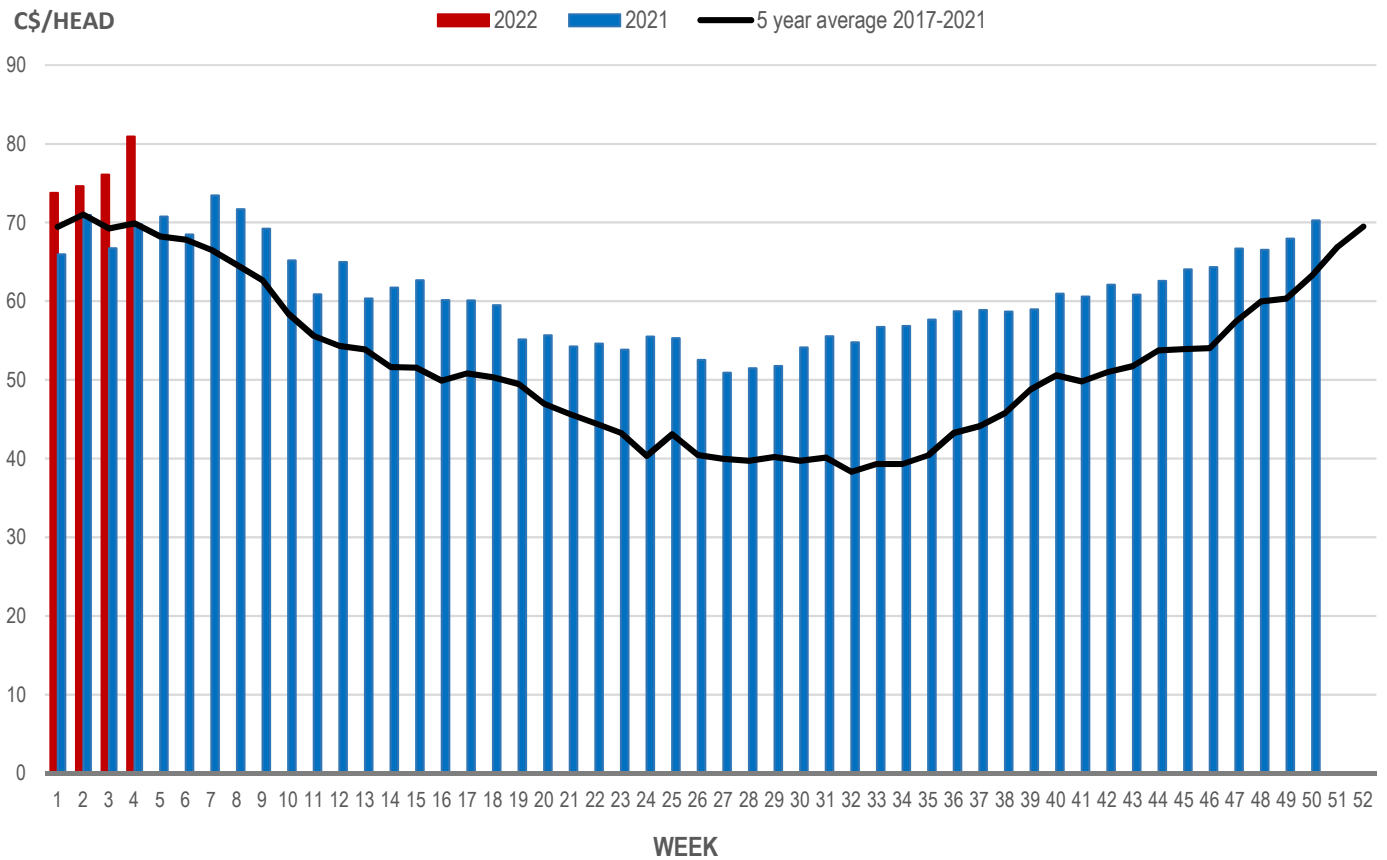
* Price change from previous week, C\$

Weaning Pigs (U.S. Total Composite Weighted Average Price per Head)

	Formula and Cash Low, US\$/Head	Formula and Cash High, US\$/Head	Wtd Avg Price, US\$/Head	Wtd Avg Price, C\$/Head
Early Weaned (10-12 lb)	45.50	88.00	63.34	80.90
Feeder Pigs (40 lb)	87.50	105.00	97.68	124.76

Source: USDA, AMS

EARLY WEANED PIGS (U.S. TOTAL COMPOSITE WEIGHTED AVERAGE PRICE PER HEAD) WEEKLY



Source: USDA, AMS

Contact us

Go to manitoba.ca/agriculture and click on Markets and Statistics

Email us at industryintelligence@gov.mb.ca

Follow us on Twitter @MBGovAg