

MANITOBA MARKETS

Hog Prices



January 11, 2022

For definitions of how data is collected and calculated, please see

<https://www.gov.mb.ca/agriculture/markets-and-statistics/livestock-statistics/pubs/hog-price-report-definitions-and-methodology.pdf>

Exchange rates (Friday close)

1 US \$ = C \$1.2666

1 EURO = C \$1.4367

1 Yen = C \$0.01095

<https://www.bankofcanada.ca/rates/exchange/daily-exchange-rates/>

Manitoba Weighted Average Carcass Prices (including premiums and discounts)

All In Weights C\$/100 kg

Week	Week ending date	2022	2021	Change from Previous Week	Change from Previous Year
50	2021-12-17	193.24	170.63	2.2%	10.1%
51	2021-12-24	194.16	166.97	0.5%	13.8%
52	2021-12-31	192.61	160.29	-0.8%	15.4%
1	2022-01-07	191.24	171.07	-0.7%	11.8%
Four week average		192.81	167.24	-	15.3%

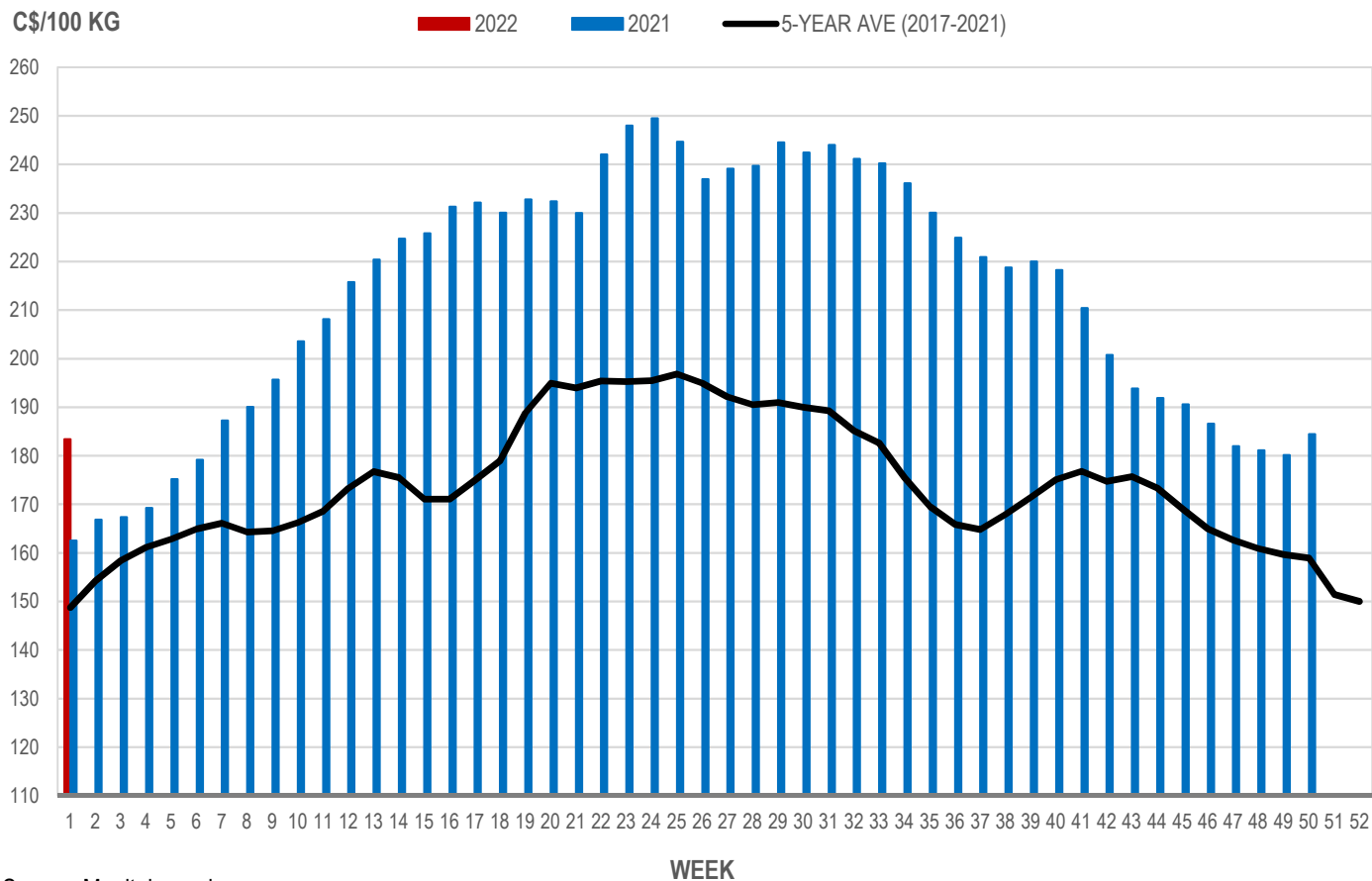
Source: Manitoba major processors.

Index 100, C\$/100 kg

Week	Week ending date	2022	2021	Change from Previous Week	Change from Previous Year
50	2021-12-17	184.43	162.42	2.4%	10.7%
51	2021-12-24	184.03	158.31	-0.2%	13.3%
52	2021-12-31	185.16	151.01	0.6%	17.0%
1	2022-01-07	183.40	162.49	-1.0%	12.9%
Four week average		184.26	158.56	-	16.2%

Source: Manitoba major processors.

MANITOBA WEIGHTED AVERAGE INDEX 100 HOG PRICES WEEKLY



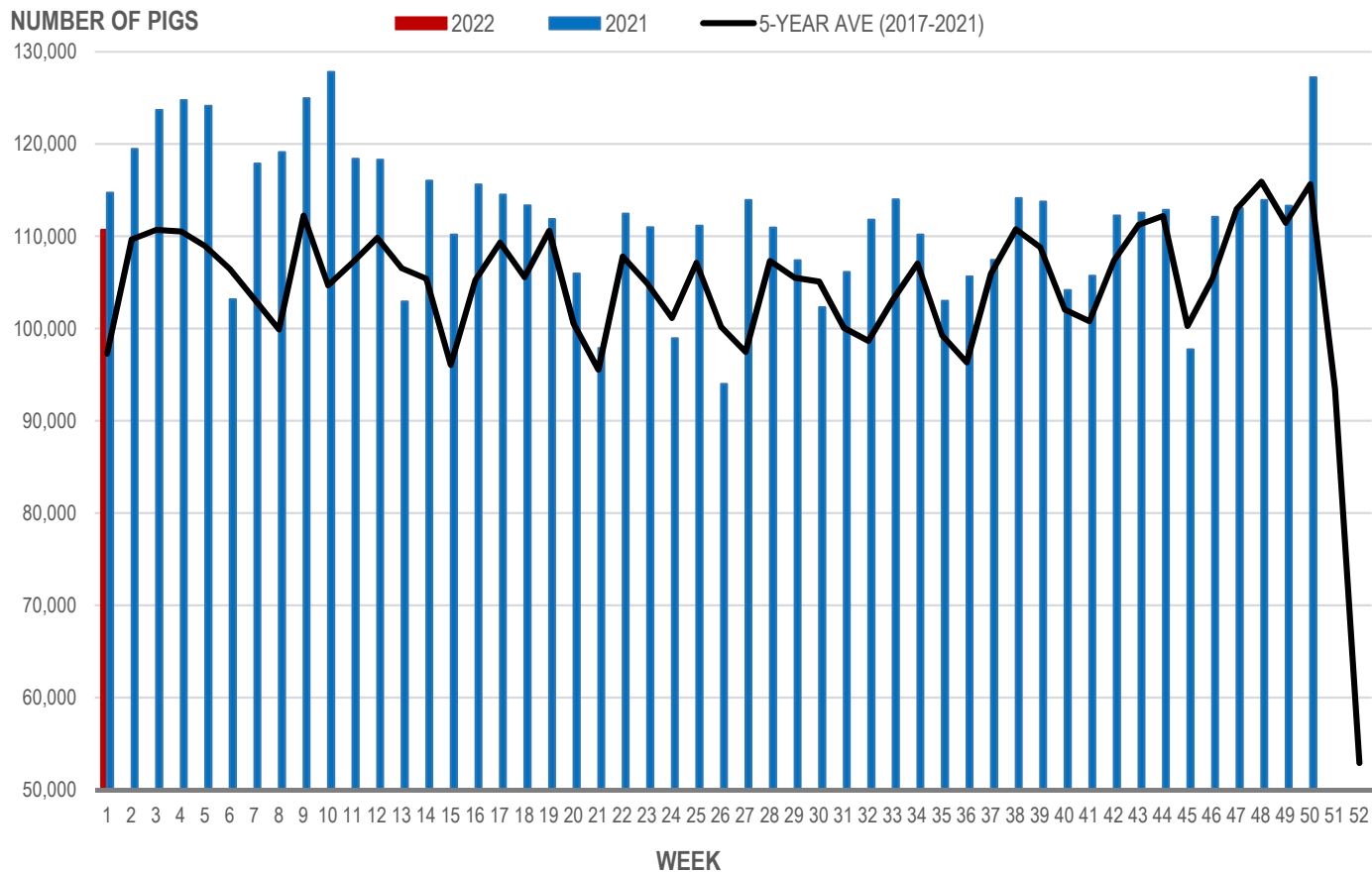
Source: Manitoba major processors

Number of Pigs Processed by Major Processors

Week	Week ending date	2022	2021	Change from Previous Week	Change from Previous Year
50	2021-12-17	127,242	125,424	12.3%	8.0%
51	2021-12-24	80,545	67,562	-36.7%	-35.8%
52	2021-12-31	66,779	79,288	-17.1%	-1.2%
1	2022-01-07	110,707	114,704	65.8%	-3.5%
Four week average		96,318	96,745	-	-0.4%

Source: Manitoba major processors.

NUMBER OF PIGS PROCESSED BY MAJOR PROCESSORS WEEKLY



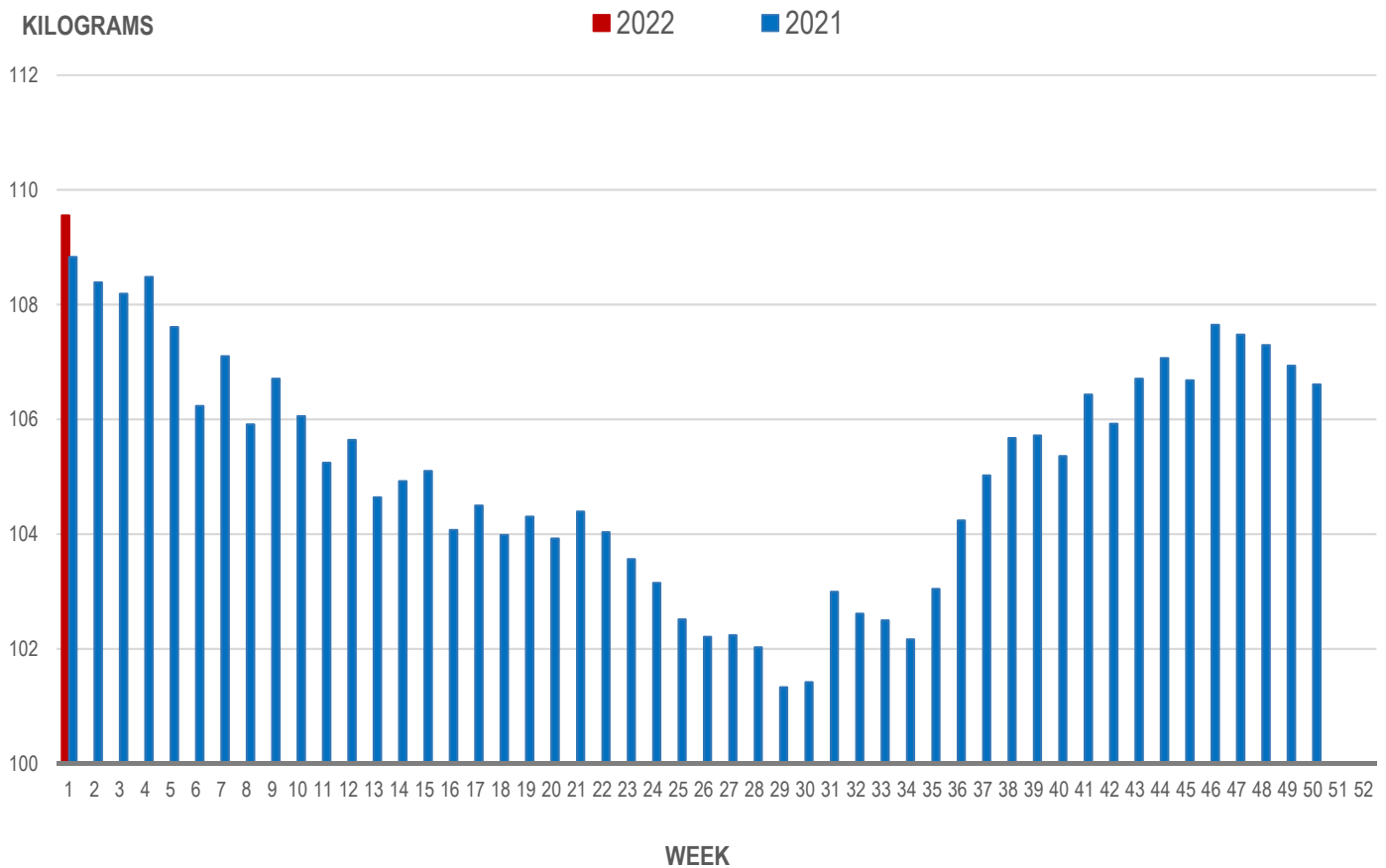
Source: Manitoba major processors

Average Weight of Hogs Processed by Major Processors, Kg

Week	Week ending date	2021	2020	Change from Previous Week	Change from Previous Year
50	2021-12-17	106.61	106.34	-0.3%	0.4%
51	2021-12-24	106.39	106.69	-0.2%	0.0%
52	2021-12-31	108.10	107.16	1.6%	1.3%
1	2022-01-07	109.56	108.83	1.3%	0.7%
Four week average		107.66	107.26	-	0.6%

Source: Manitoba major processors.

AVERAGE WEIGHT OF HOGS PROCESSED BY MAJOR PROCESSORS WEEKLY



Source: Manitoba major processors

CME FUTURES PRICES, US\$/lb, Friday settle price

	LEAN HOG	Change *	PORK CUTOUT	Change *
Feb 2022	79.65	-1.82	92.00	-1.43
Apr 2022	87.35	0.63	98.10	0.38
May 2022	92.35	0.85	102.55	1.43
Jun 2022	98.80	1.25	108.08	1.10
July 2022	99.28	1.20	107.20	1.03
Aug 2022	98.70	1.40	109.43	1.20
Oct 2022	85.33	1.33	98.33	1.48
Dec 2022	78.50	1.03	93.55	1.47
Feb 2023	81.55	0.95	93.70	1.48
Apr 2023	84.50	0.83	93.85	1.47
May 2023	87.53	0.83	94.00	1.47

Source: CME

* Price change from previous week, US\$

MAPLE LEAF Sig #4 - Contract Prices Top of Range

	Sig #4 Price C\$/100 kg	Change *
Feb 2022	184.22	-1.00
Mar 2022	190.63	2.92
Apr 2022	198.33	3.20
May 2022	212.01	4.08
June 2022	220.34	4.03
July 2022	222.11	4.01
Aug 2022	224.32	3.73
Sep 2022	195.93	2.43

Source: HAMs Marketing

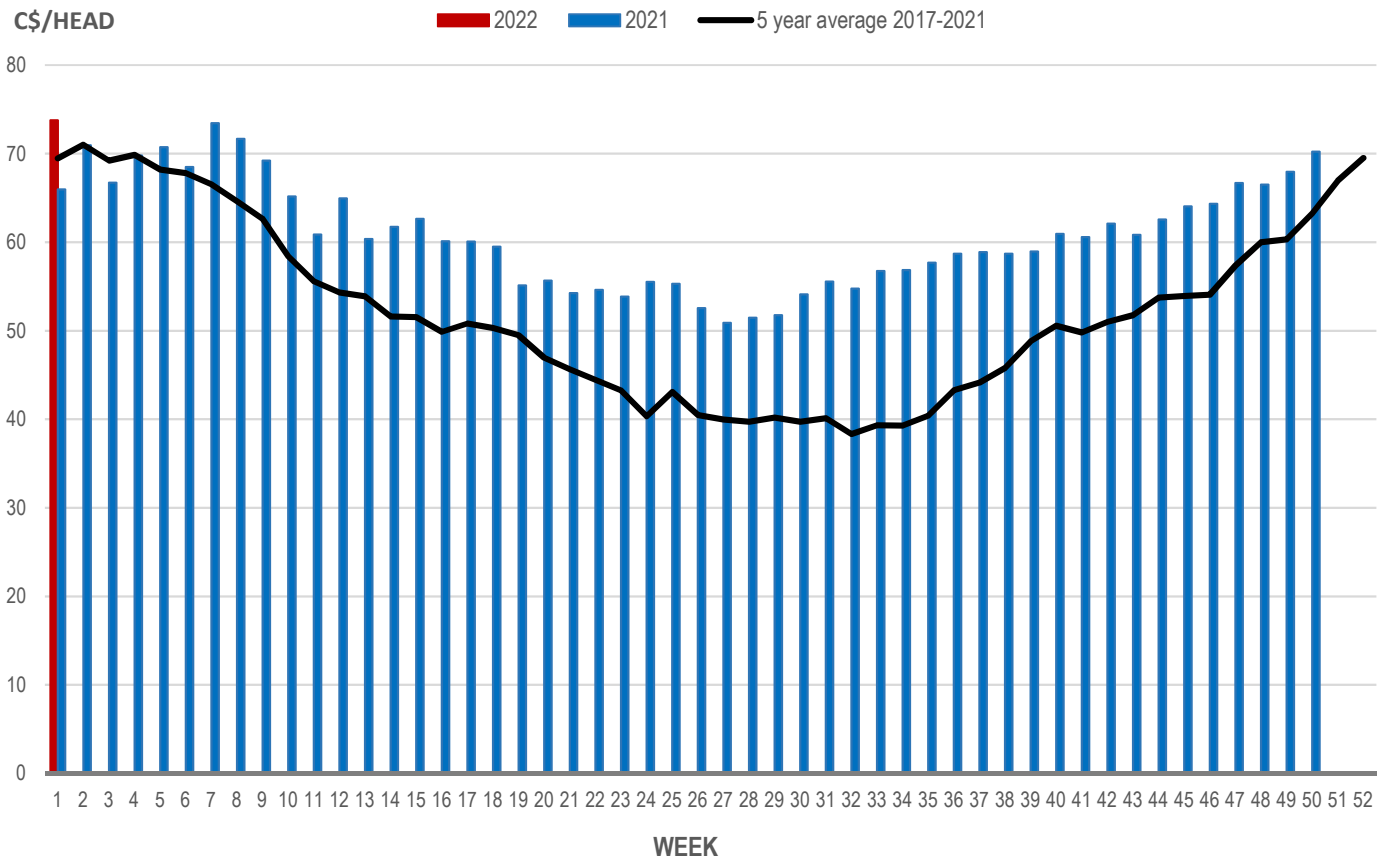
* Price change from previous week, C\$

Weaning Pigs (U.S. Total Composite Weighted Average Price per Head)

	Formula and Cash Low, US\$/Head	Formula and Cash High, US\$/Head	Wtd Avg Price, US\$/Head	Wtd Avg Price, C\$/Head
Early Weaned (10-12 lb)	39.66	71.00	58.23	73.75
Feeder Pigs (40 lb)	80.00	86.00	82.43	104.41

Source: USDA, AMS

EARLY WEANED PIGS (U.S. TOTAL COMPOSITE WEIGHTED AVERAGE PRICE PER HEAD) WEEKLY



Source: USDA, AMS

Contact us

Go to manitoba.ca/agriculture and click on Markets and Statistics

Email us at industryintelligence@gov.mb.ca

Follow us on Twitter @MBGovAg